

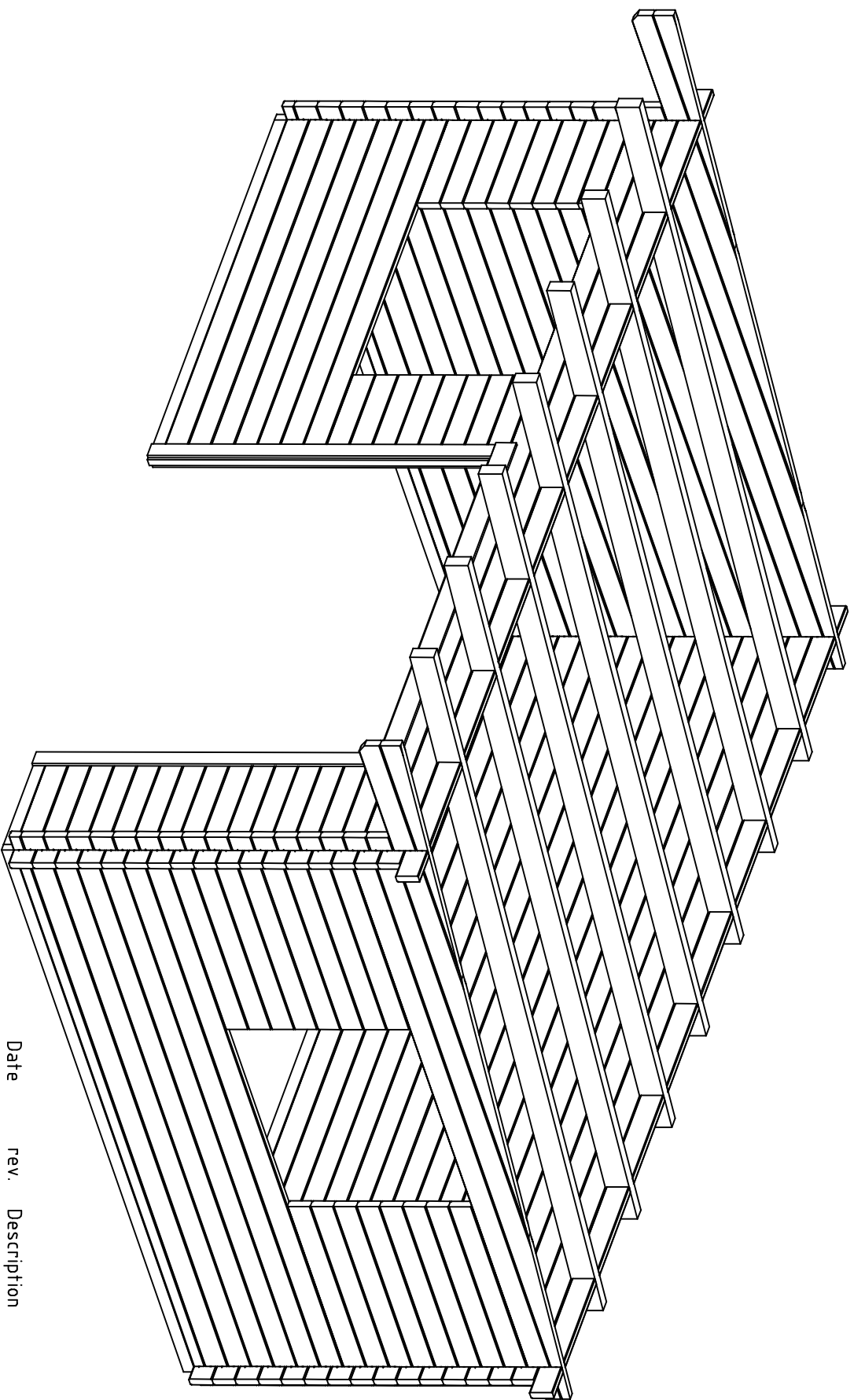
Date	rev.	Description
------	------	-------------

House	44,20381	Sheet 1
-------	----------	---------

Drawing	3D	Scale
---------	----	-------


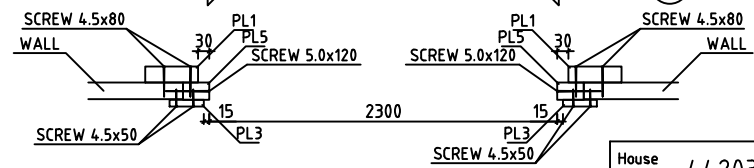
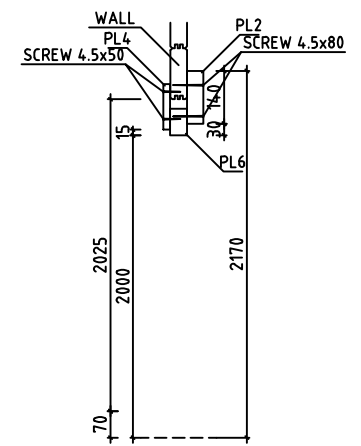
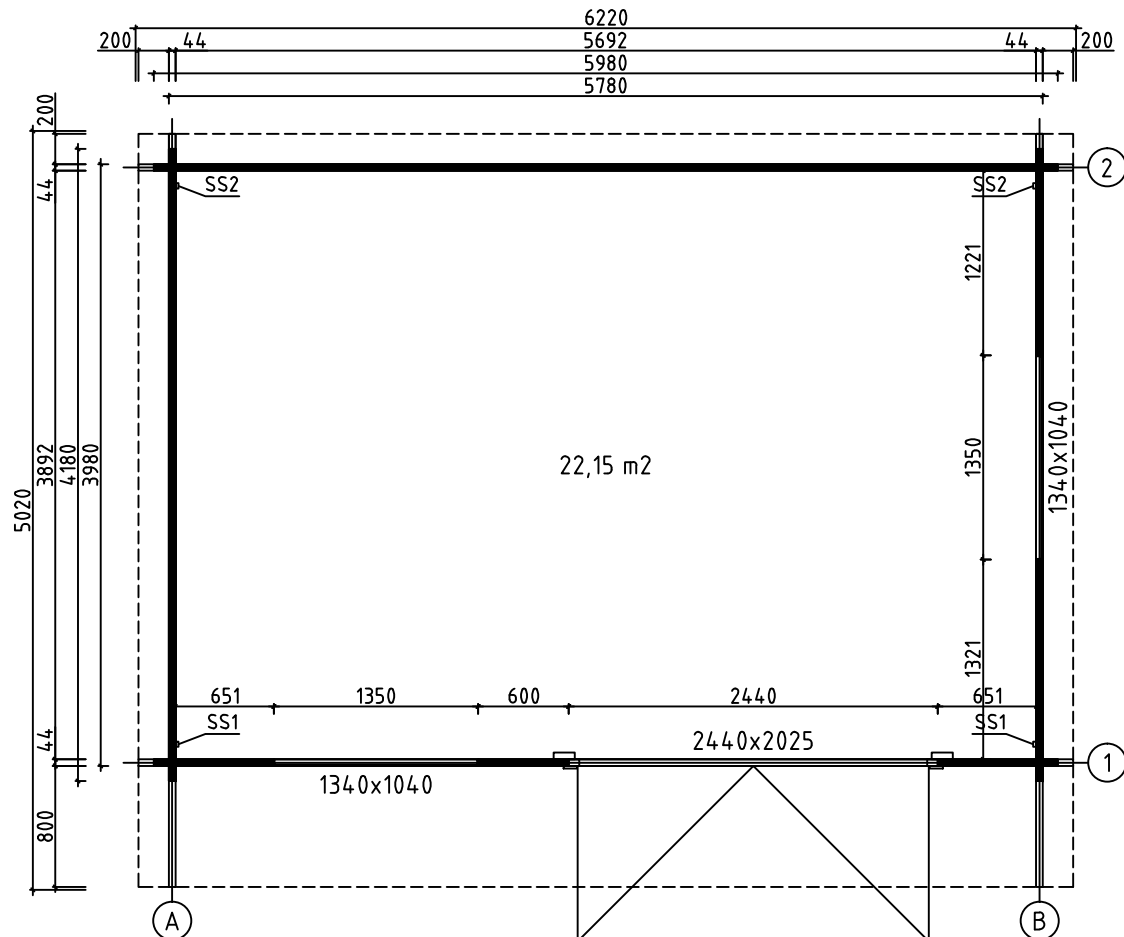
Material	44X135	Date	25.01.2022
----------	--------	------	------------

Drawer	RP	File	44,20381 3D.dwg
--------	----	------	-----------------

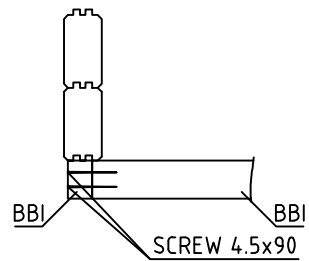
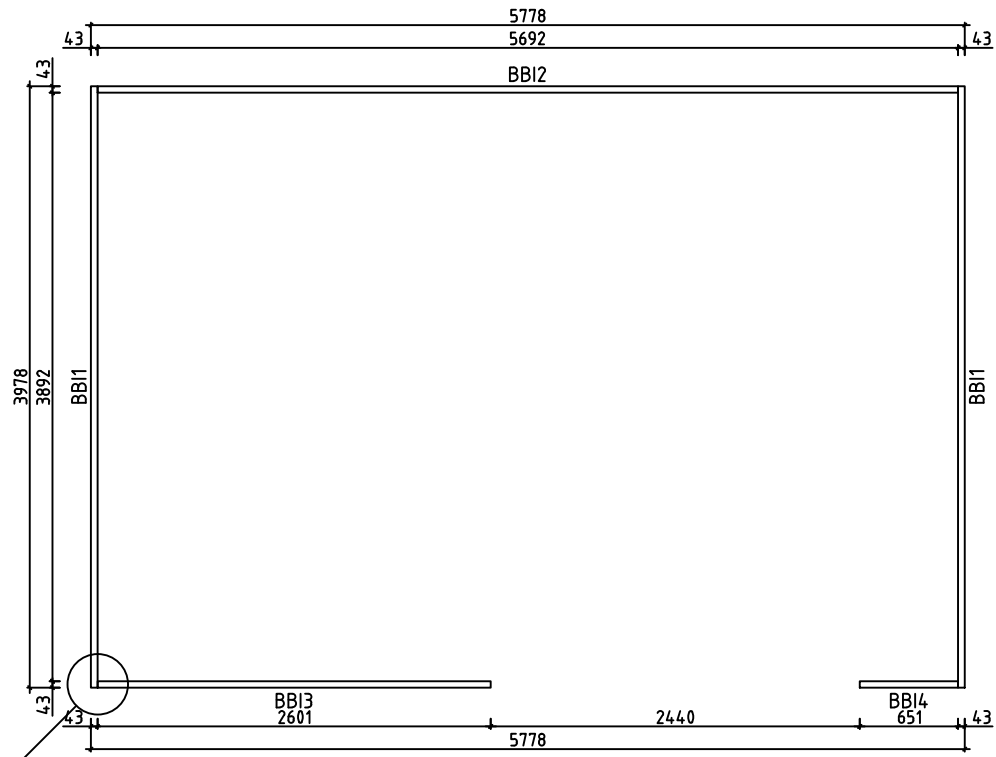


Date rev. Description

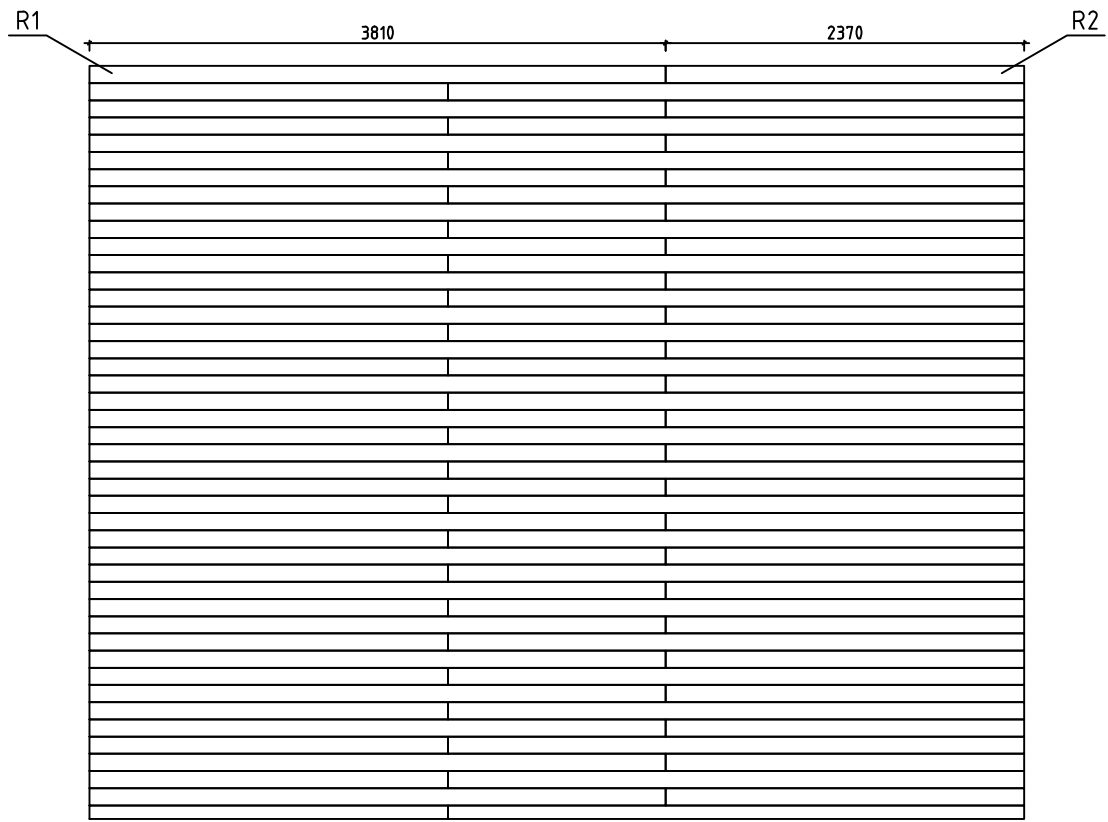
House	4,4,20381	Sheet	2
Drawing	3D	Scale	
Material	4,4,X135	Date	25.01.2022
Drawer	RP	File	4,4,20381_3D.dwg



House	4420381	Sheet	3
Drawing	GROUNDPLAN	Scale	1:50
Material	44x135	Date	25.01.2022
Drawer	RP	File	4420381.dwg

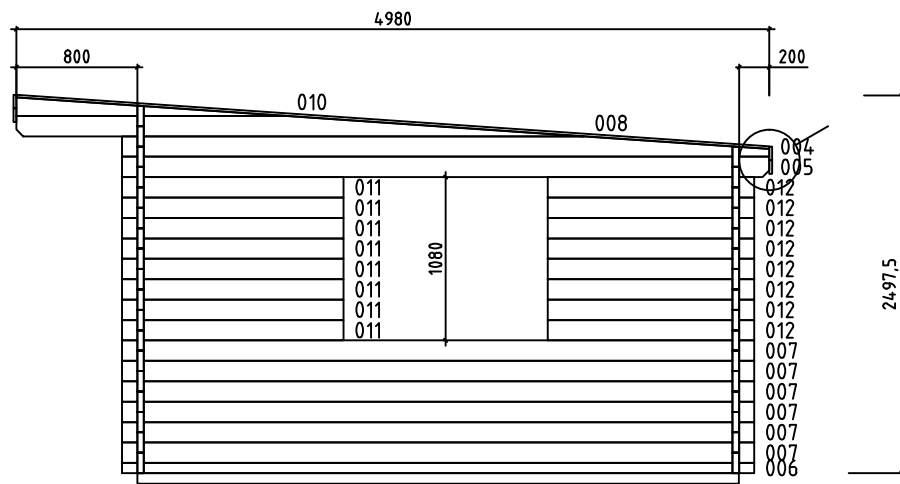



House	4420381	Sheet	4
Drawing	BASE BEAMS	Scale	1:50
Material	43x70	Date	25.01.2022
Drawer	RP	File	4420381.dwg

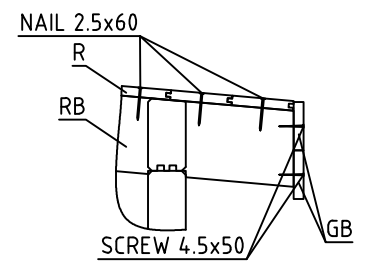
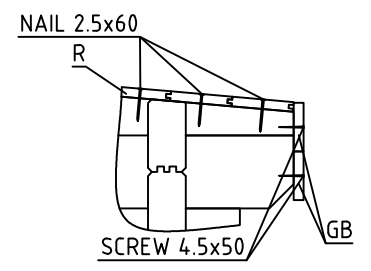



House	4420381	Sheet	5
Drawing	ROOFBOARD	Scale	1:50
Material	18x114	Date	25.01.2022
Drawer	RP	File	4420381.dwg






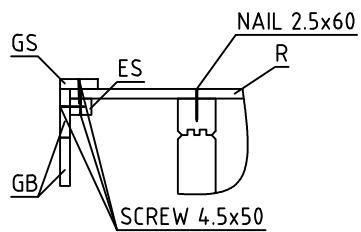
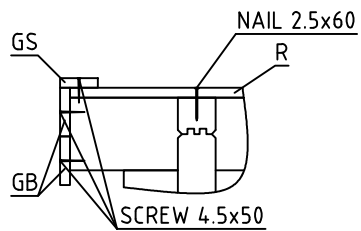
Wall B ↗



House	4420381	Sheet	7
Drawing	WALL B	Scale	1:50
Material	44x135	Date	25.01.2022
Drawer	RP	File	4420381.dwg

























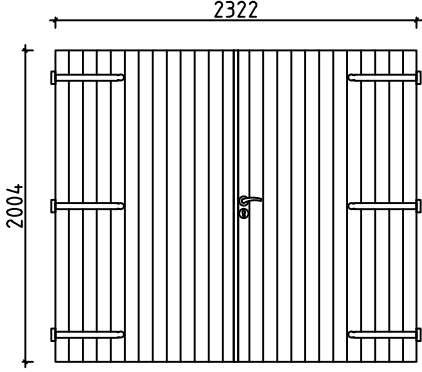
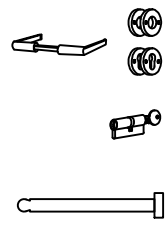
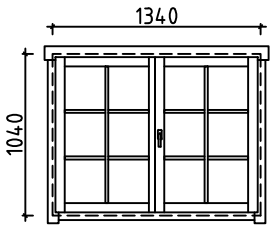
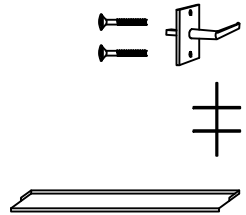




House	4420381	Sheet	9
Drawing	WALL 2	Scale	1:50
Material	44x135	Date	25.01.2022
Drawer	RP	File	4420381.dwg

Pos	Specification-Bestimmung-Spécification	PCS	Profile (mm)	L (mm)		
001	SPARE BEAM-ERZATZBOHLE-MADRIER DE RÉSERVE 100 5692 100 	1	44x135	5980		
002	100 5692 100 PM 	2	44x135	5980		
003	100 5692 100 	15	44x135	5980		
005	100 3892 200 	2	44x135	4280		
006	100 3892 100 	2	44x68	4180		
007	100 3892 100 	20	44x135	4180		
009	100 2601 	7	44x135	2745		
011	100 1321 	8	44x135	1465		
012	1221 100 	8	44x135	1365		
013	200 651 	2	44x135	895		
014	651 200 	2	44x135	895		
015	100 651 	23	44x135	795		
016		12	44x135	650		
017		8	44x135	600		
WA-1 WB-1	392 010 008 004 4980 	2	44x392	4980		
HB	HIT BLOCK-SCHLAGHÖLZER-MADRIERS D'ASSEMBLAGE 	2	44x135	300		
BBI2	BASE FRAME-LAGERHÖLZER-LAMBOURDES 	IMM	43x70	5692		
BBI1	BASE FRAME-LAGERHÖLZER-LAMBOURDES 	IMM	43x70	3978		
BBI3	BASE FRAME-LAGERHÖLZER-LAMBOURDES 	IMM	43x70	2601		
BBI4	BASE FRAME-LAGERHÖLZER-LAMBOURDES 	IMM	43x70	651		
PL6	COVERING MOULDING - DECKUNGSPROFIL - FIXATION POUR PROFILS DE FINITION 	1	45x70	2300		
PL5	COVERING MOULDING - DECKUNGSPROFIL - FIXATION POUR PROFILS DE FINITION 	2	45x70	2070		
PL2	COVERING MOULDING - DECKUNGSPROFIL - FIXATION POUR PROFILS DE FINITION 	1	43x140	2660		
PL1	COVERING MOULDING - DECKUNGSPROFIL - FIXATION POUR PROFILS DE FINITION 	2	43x140	2030		
House	4420381	Material	File	4420381.dwg	Sheet	10

Pos	Specification-Bestimmung-Spécification	PCS	Profile (mm)	L (mm)
PL4	COVERING MOULDING - DECKUNGSPROFIL - FIXATION POUR PROFILS DE FINITION 	1	18x120	2540
PL3	COVERING MOULDING - DECKUNGSPROFIL - FIXATION POUR PROFILS DE FINITION 	2	18x90	2015
RB1	ROOFBEAMS-DACHBALKEN-SOLIVES DE PLAFOND 	7	70x14.0	5001
R1	ROOFBOARD-DACHBRETT-VOLIGES  or-oder-ou	44+1 57+1	18x114 18x88	3810
R2	ROOFBOARD-DACHBRETT-VOLIGES  or-oder-ou	44+1 57+1	18x114 18x88	2370
GB1	GABLE BOARD-GIEBELBLENDE-PLANCHE DE RIVE 	8	18x90	3110
GB2	GABLE BOARD-GIEBELBLENDE-PLANCHE DE RIVE 	4	18x90	4998
GS1	ROOF FELT FILLET-GIEBELLEISTE-BAGUETTES POUR FIXER LES PLANCHES DE RIVE 	2	18x70	3110
GS2	ROOF FELT FILLET-GIEBELLEISTE-BAGUETTES POUR FIXER LES PLANCHES DE RIVE 	2	18x70	4958
ES1	EAVE SLAT-TRAUFFENLEISTE-BAGUETTES POUR FIXER LES LATTES SOUS VOLIGES 	2	30x40	3900
ES2	EAVE SLAT-TRAUFFENLEISTE-BAGUETTES POUR FIXER LES LATTES SOUS VOLIGES 	2	30x40	800
ES3	EAVE SLAT-TRAUFFENLEISTE-BAGUETTES POUR FIXER LES LATTES SOUS VOLIGES 	2	30x40	200
SS1	STORM SLAT-STURMLEISTE -BAGUETTE DE TEMPETE 	2	18x35	2260
SS2	STORM SLAT-STURMLEISTE -BAGUETTE DE TEMPETE 	2	18x35	2060
	SCREWS-SCHRAUBEN-VISSER FOR-FÜR-POUR SS1, SS2 	12	ø6.0	50
	WASHER-SCHEIBE-RONDELLE FOR-FÜR-POUR SS1, SS2 	12	ø6.0	18
	NAIL-NAGEL-CLOUS FOR-FÜR-POUR R1, R2 	580	ø2.5	60
	SCREWS-SCHRAUBEN-VIS FOR-FÜR-POUR PL3, PL4 GB1, GB2, GS1, GS2, ES1, ES2, ES3 	200	ø4.5	50
	SCREWS-SCHRAUBEN-VIS FOR-FÜR-POUR PL1, PL2 	60	ø4.5	80
	SCREWS-SCHRAUBEN-VIS FOR-FÜR-POUR 006 BBI1, BBI2, BBI3, BBI4 	20	ø4.5	90
	SCREWS-SCHRAUBEN-VIS FOR-FÜR-POUR PL5, PL6 	12	ø5.0	120
	SCREWS-SCHRAUBEN-VIS FOR-FÜR-POUR 013, 014, 016 WA-1, WB-1, RB1 	60	ø6.0	160
House 4420381	Material	File 4420381.dwg	Sheet 11	

Pos	Specification-Bestimmung-Spécification	PCS	Profile (mm)	L (mm)
	<p>GARAGE DOOR-GARAGENTOR-PORTE DE GARAGE (right-rechts-droit) GV P</p>  	1	2322	2004
	<p>DOUBLE WINDOW-DOPPEL FENSTER-DOUBLE FENÊTRE (right-rechts-droit) AST_PRE P</p>  	2	1340	1040

#001		5980	1
#002	1,2	5980	2
#003	1,2	5980	15
#004	A,B	4280	2
#005	A,B	4280	2
#006	A,B	4180	2
#007	A,B	4180	20
#008	A,B	3752	2
#009	1	2745	7
#010	A,B	1784	2
#011	B	1465	8
#012	B	1365	8
#013	1,2	895	2
#014	1,2	895	2
#015	1	795	23
#016	1,2	650	12
#017	1	600	8