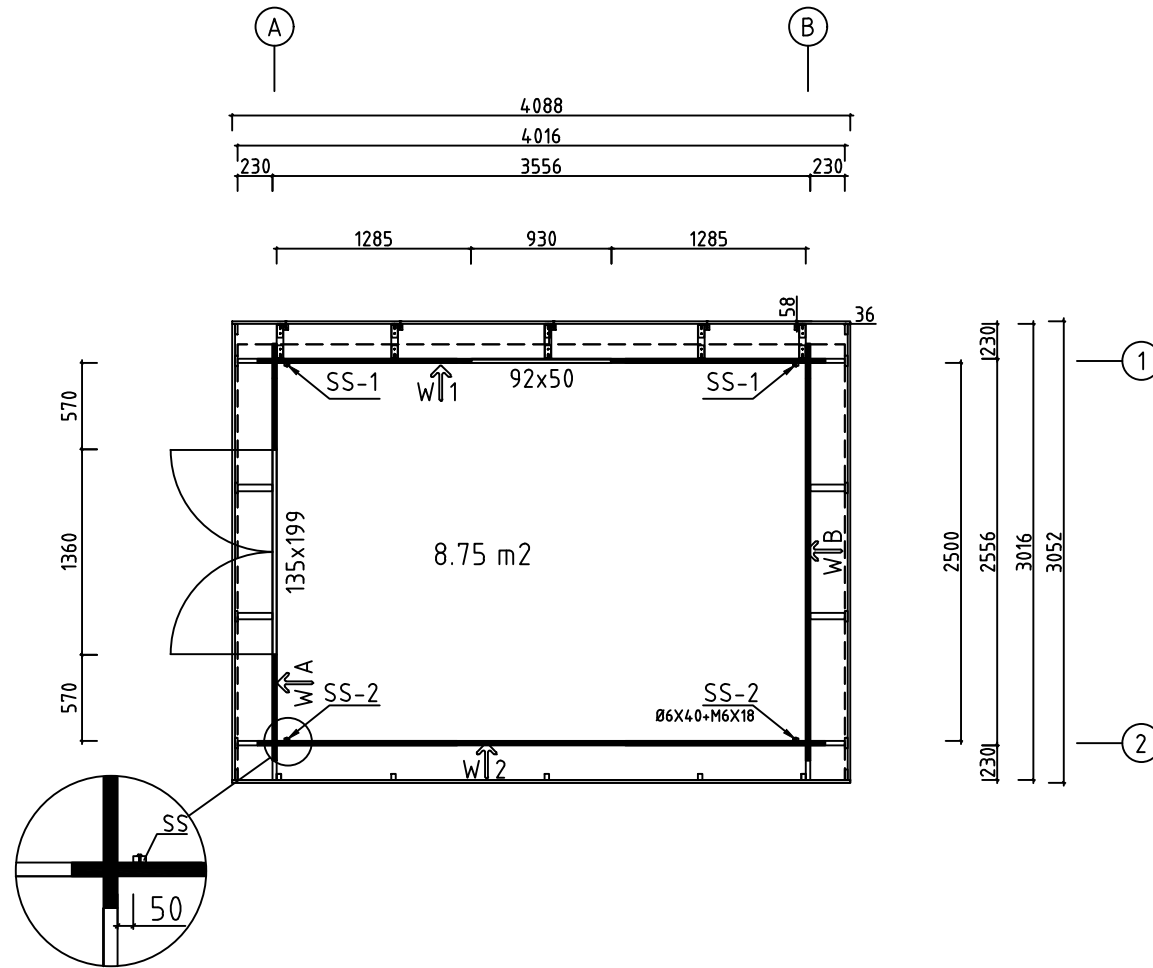
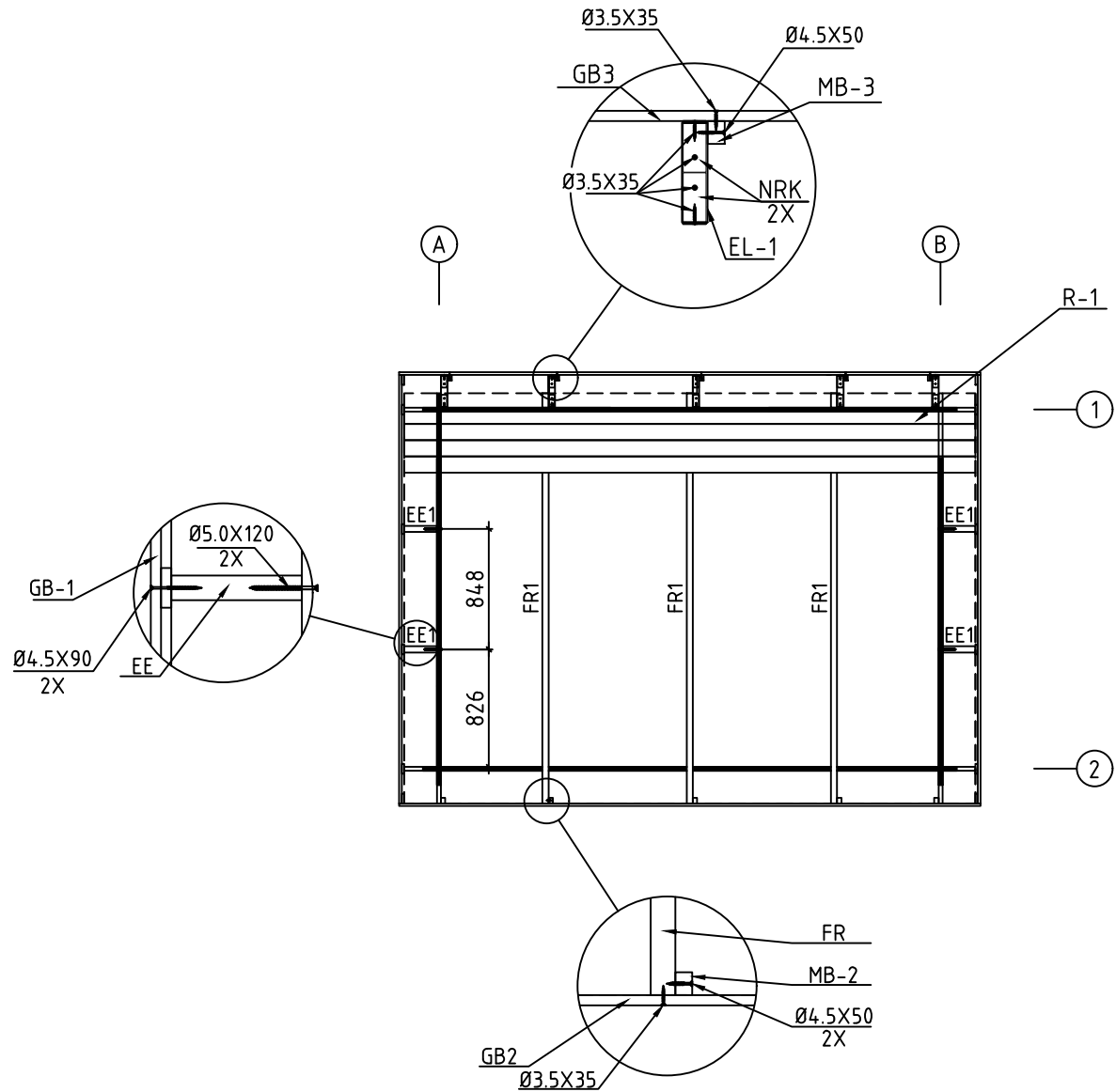


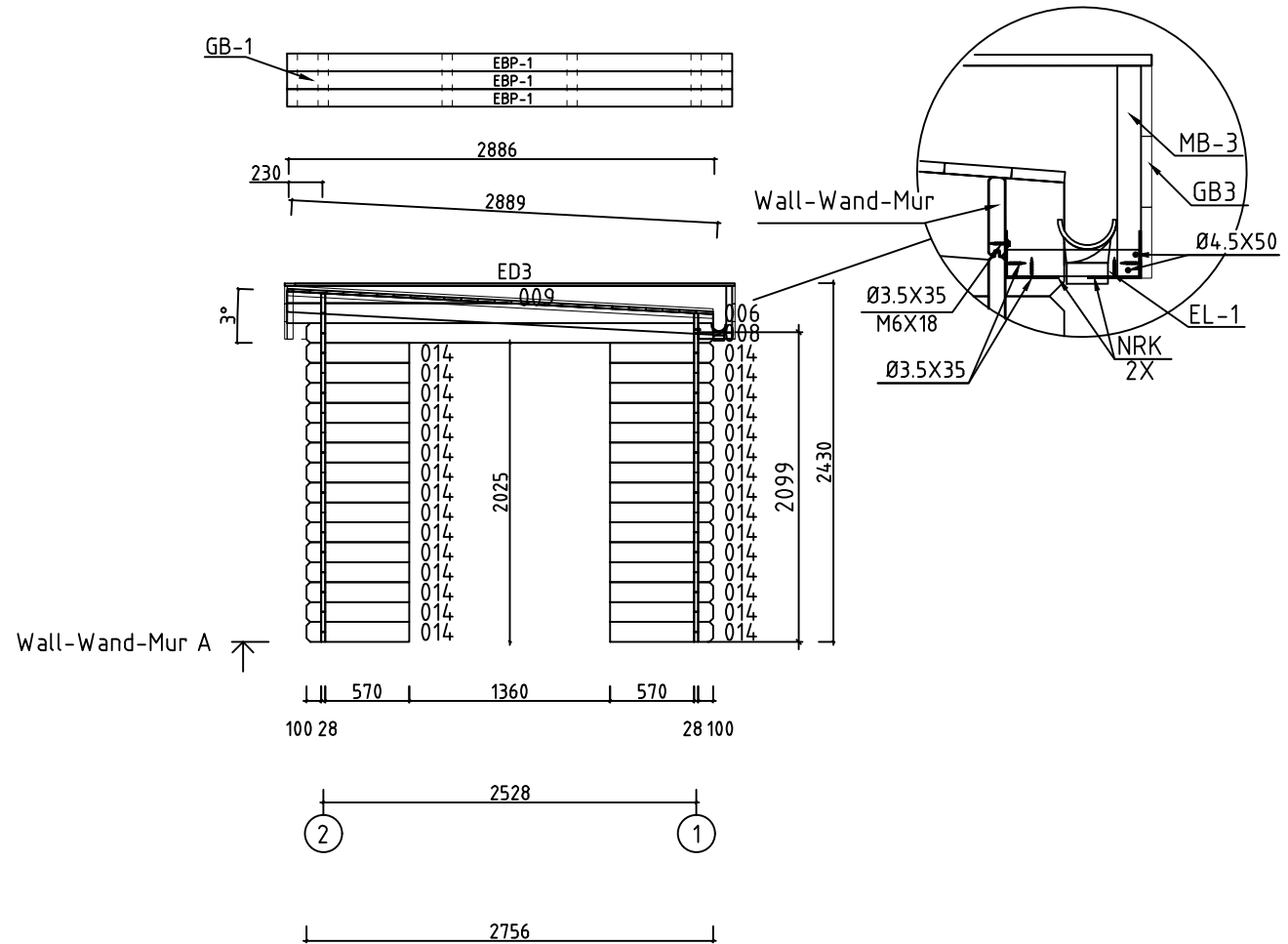
Name	2815280	Seite/Page	1
Zeichnung/Drawing	3 D	Maßstab/Scale	
Profil/Profile	28X135	Datum/Date	08.01.2022
Zeichner/Drafter	SRM	File	2815280.dwg



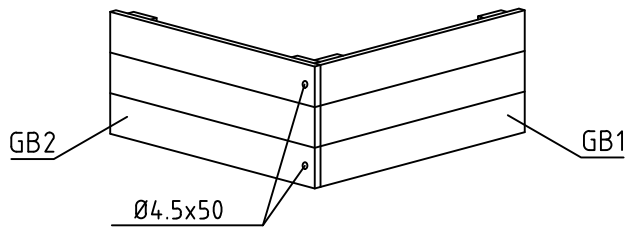
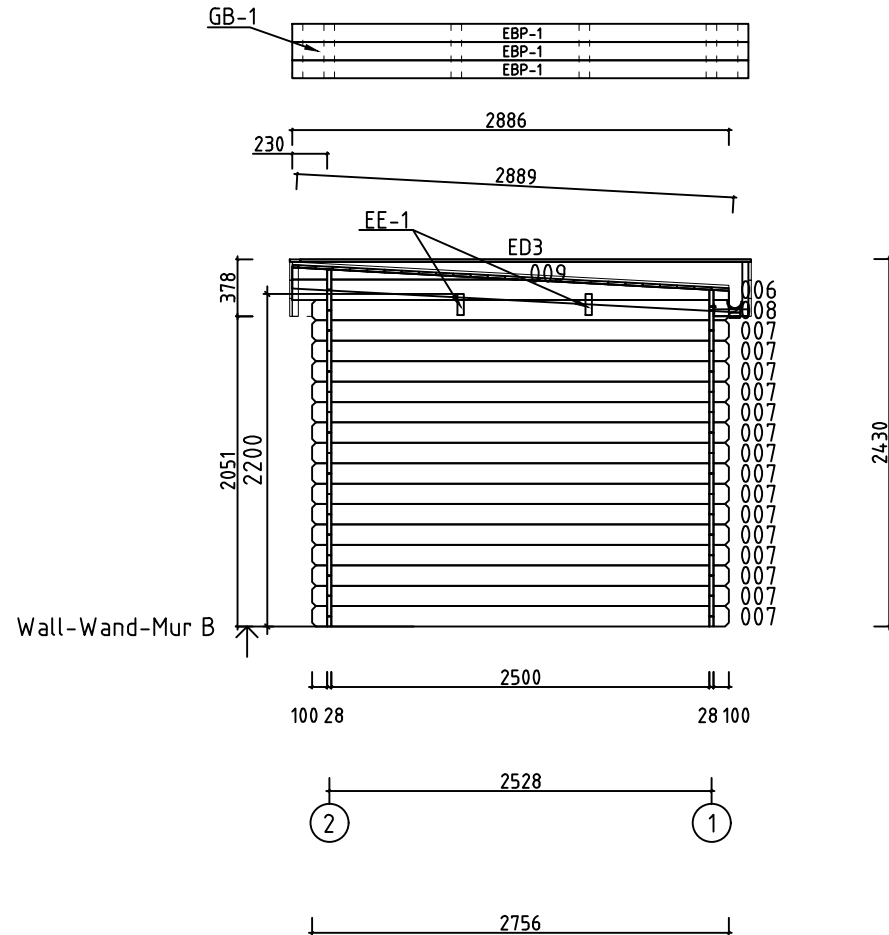
Name-Name-Nom	2815280	Page-Seite-Page	2
View-Aussicht-Vue	GROUNDPLAN - GRUNDPLAN - PLAN DE MASSE	Scale-Maßstab-Echelle	1:50
Material-Material-Matériel	28X135	Date-Datum-Date	08.01.2022
Drafter-Zeichner-Rédacteur	SRM	File	2815280.dwg



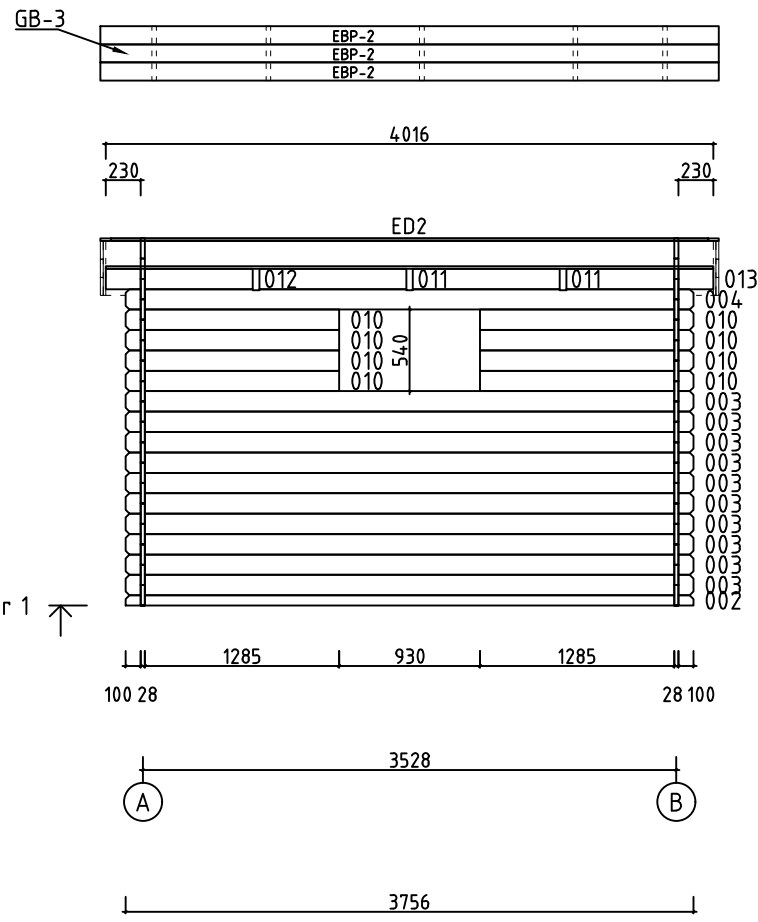
Name-Name-Nom	2815280	Page-Seite-Page	3
View-Aussicht-Vue	VOLIGES-DACHBRETT - ROOF BOARDS	Scale-Maßstab-Echelle	1:50
Material-Material-Matériel	88X18 or-oder- ou 114X18 / 43X140	Date-Datum-Date	08.01.2022
Drafter-Zeichner-Rédacteur	SRM	File	2815280.dwg



Name-Name-Nom	2815280	Page-Seite-Page	4
View-Aussicht-Vue	Wall-Wand-Mur A	Scale-Maßstab-Echelle	1:50
Material-Material-Matériel	28x135	Date-Datum-Date	08.01.2022
Drafter-Zeichner-Rédacteur	SRM	File	2815280.dwg

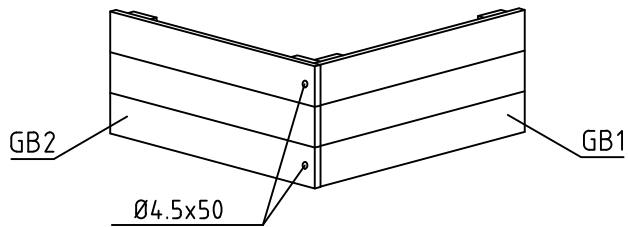
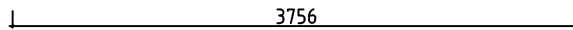
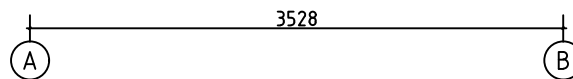
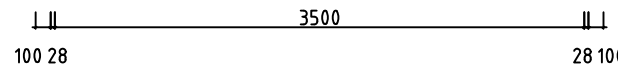
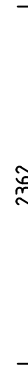
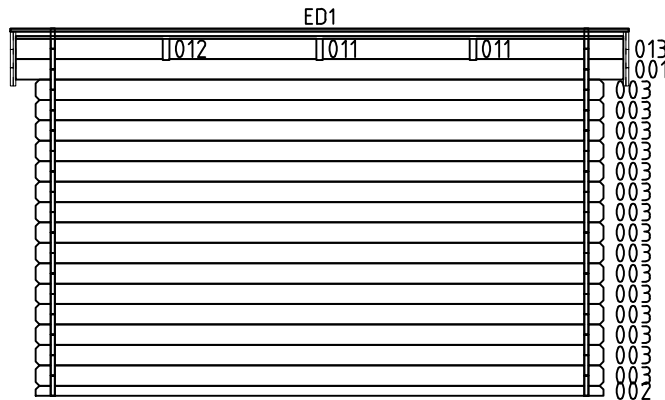
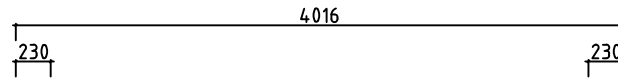
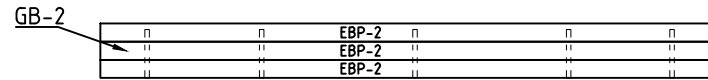


Name-Name-Nom	2815280	Page-Seite-Page	5
View-Aussicht-Vue	Wall-Wand-Mur B	Scale-Maßstab-Echelle	1:50
Material-Material-Matériel	28x135	Date-Datum-Date	08.01.2022
Drafter-Zeichner-Rédacteur	SRM	File	2815280.dwg

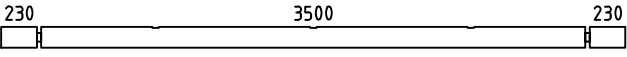
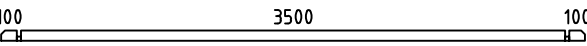
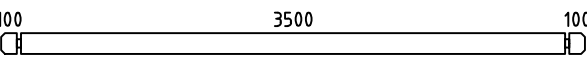
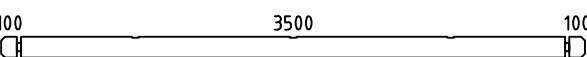
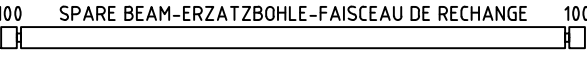
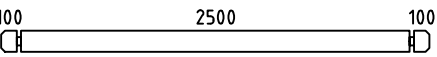
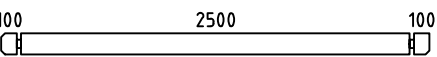
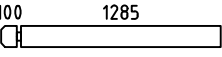

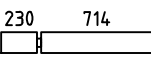

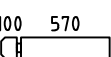
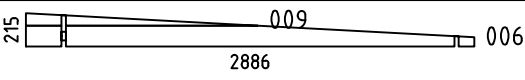









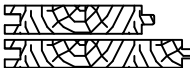




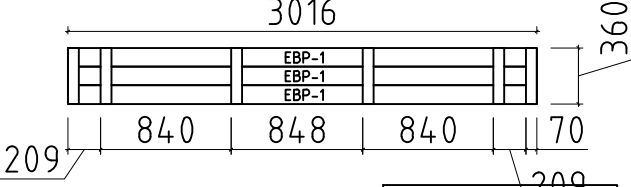
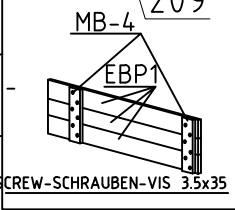
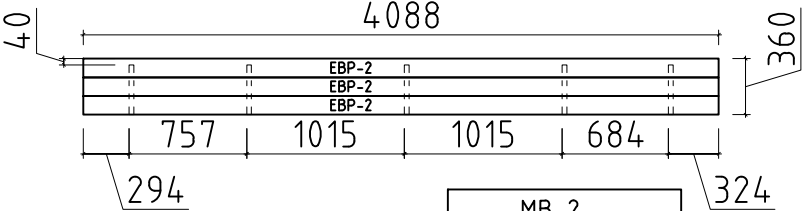
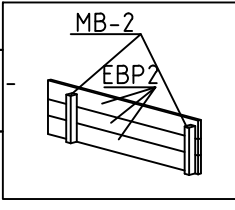
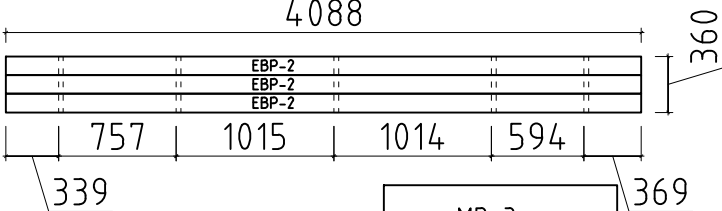
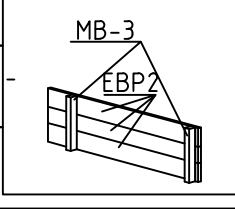







Wall-Wand-Mur 1 ↗












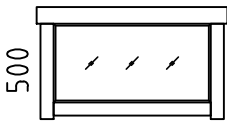
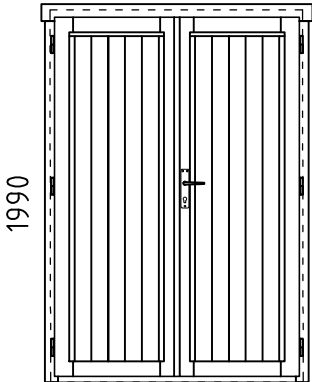
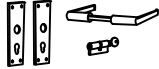
Name-Name-Nom	2815280	Page-Seite-Page	6
View-Aussicht-Vue	Wall-Wand-Mur 1	Scale-Maßstab-Echelle	1:50
Material-Material-Matériel	28x135	Date-Datum-Date	08.01.2022
Drafter-Zeichner-Rédacteur	SRM	File	2815280.dwg



Name-Name-Nom	2815280	Page-Seite-Page	7
View-Aussicht-Vue	Wall-Wand-Mur 2	Scale-Maßstab-Echelle	1:50
Material-Material-Matériel	28x135	Date-Datum-Date	08.01.2022
Drafter-Zeichner-Rédacteur	SRM	File	2815280.dwg

Pos	Spetsifikatsioon 2815280	Stck Pcs.	Profil Profile (mm)	Länge Length (mm)
001		1	28x135	4016
002		2	28x68	3756
003		25	28x135	3756
004		1	28x135	3756
005	100 SPARE BEAM-ERZATZBOHLE-FAISCEAU DE RECHANGE 100 	1	28x135	3756
007		15	28x135	2756
008		2	28x135	2756
010		8	28x135	1413
011		4	28x135	972
012		2	28x135	972
013		2	28x135	972
014		30	28x135	698
WA-1		1	28x215	2886
WB-1		1	28x215	2886
EE1	TRAUFELEMENTESTÜTZEN - EAVES ELEMENT SUPPORT-SUPPORT D'ÉLÉMENT DE TOIT 	4	43x140	230
EL1	TRAUFELEMENTESTÜTZEN - EAVES ELEMENT SUPPORT-SUPPORT D'ÉLÉMENT DE TOIT 	5	45x45	224
ED1	COVERING BOARD - DECKBRETT - MADRIER DE COUVERTURE 	1	18x70	4088
ED2	COVERING BOARD - DECKBRETT - MADRIER DE COUVERTURE 	1	18x70	3948
ED3	COVERING BOARD - DECKBRETT - MADRIER DE COUVERTURE 	2	18x70	2980
FR1	RAFTER - DACHSPARREN - CHEVRON 	3	43x140	2898
SS-1	STORM PROTECTION - STURMLEISTE - LATTE ANTI-TEMPETE 	2	18x35	2130
SS-2	STORM PROTECTION - STURMLEISTE - LATTE ANTI-TEMPETE 	2	18x35	2260
R-1	ROOF BOARDS - DACHBRETT - VOLIGES 88mm or -oder-ou 114mm 	34+1 26+1	88x18 114x18	4015
ES-1	ROOF EDGE REINFORCEMENT - DACHRANDVERSTÄRKUNG - CORNIERE DE RENFORT DE BORD DE TOIT 	2	30x40	2890
GS-1	ROOFING FELT FILLET - DACHPAPPENLEISTE - BAGUETTE DE FIXATION DU FEUTRE BITUMEUX 	2	18x70	2890

Pos	Spetsifikatsioon 2815280	Stck Pcs.	Profil Profile (mm)	Länge Length (mm)
GB-1	EAVES ELEMENT - TRAUFELEMENTE-ÉLÉMENT DE TOIT ASSEMBLY REQUIRED-MONTAGE ERFORDERLICH-ASSEMBLAGE REQUIS 3016 	2	36x360	3016
EBP-1	EAVES ELEMENTBOARDS - TRAUFELEMENTEBRETTER TABLES D'ÉLÉMENTS DE TOIT	6	18x120	3016
MB-1	MOUNTIG BOARD-MONTAGEBRETTER- PLANCHE DE MONTAGE 	12	70x18	360
GB-2	EAVES ELEMENT - TRAUFELEMENTE-ÉLÉMENT DE TOIT ASSEMBLY REQUIRED-MONTAGE ERFORDERLICH-ASSEMBLAGE REQUIS 4088 	1	58x360	4088
EBP-2	EAVES ELEMENTBOARDS - TRAUFELEMENTEBRETTER TABLES D'ÉLÉMENTS DE TOIT	3	18x120	4088
MB-2	MOUNTIG BOARD-MONTAGEBRETTER- PLANCHE DE MONTAGE 	5	40x30	320
GB-3	EAVES ELEMENT - TRAUFELEMENTE-ÉLÉMENT DE TOIT ASSEMBLY REQUIRED-MONTAGE ERFORDERLICH-ASSEMBLAGE REQUIS 4088 	1	58x360	4088
EBP-2	EAVES ELEMENTBOARDS - TRAUFELEMENTEBRETTER TABLES D'ÉLÉMENTS DE TOIT	3	18x120	4088
MB-3	MOUNTIG BOARD-MONTAGEBRETTER- PLANCHE DE MONTAGE 	5	40x30	360
SH	HAMMER BLOCK - SCHLAGHOLZ - CALLE DE FRAPPE 	2		
NRK	METAL CORNER - METALLWINKEL - CORNIERE EN MÉTAL 	10	90x90x40	
HS	WASHER FOR STORM PROTECTION - DICHTSCHEIBE FÜR STURMLEISTE - RONDELLE POUR LAME ANTI-TEMPETE / SS 	12	Ø6X40	
KL	SCREW FOR STORM PROTECTION - SCHRAUBE FÜR STURMLEISTE - VIS POUR LAME ANTI-TEMPETE / SS 	12	M6X18	
KL	PLAIN WASHER M6- UNTERLEGSCHIEBE M6 - RONDELLE M6 NRK 	10	M6X8	
HS1	SCREWS FOR NRK -SCHRAUBEN FÜR NRK - VIS POUR NRK 	10	Ø3.5X35	
HS	SCREWS FOR EBP-2 -SCHRAUBEN FÜR EBP-2 - VIS POUR EBP-2 	60	Ø3.5X35	

Pos	Spetsifikatsioon 2815280	Stck Pcs.	Profil Profile (mm)	Länge Length (mm)
HS	SCREWS FOR MOUNTIG BOARD-SCHRAUBEN FÜR MONTAGEBRETTER - VIS POUR COIN PLANCHE DE MONTAGE / MB1 	72	Ø3.5X35	
HS	SCREWS FOR NRK -SCHRAUBEN FÜR NRK - VIS POUR / NRK 	20	Ø3.5X35	
HS	SCREW FOR COVERING BOARD-SCHRAUBEN FÜR DECKBRETT-VIS POUR - MADRIER DE COUVERTURE / ED 	22	Ø4.5X45	
HS	SCREWS FOR EAVES STRIPS - SCHRAUBEN FÜR TRAUFELEISTE - VIS POUR BANDES D'AVANT-TOUT / ES 	12	Ø4.5X45	
HS	SCREWS FOR GABLE COVER STRIPS-SCHRAUBEN FÜR GIEBELDECKLEISTEN- VIS POUR BAGUETTE DE FIXATION DU FEUTRE BITUMEUX / GS 	12	Ø4.5X45	
HS	SCREWS FOR PARAPET SUPPORT - SCHRAUBEN FÜR BLENDESTÜTZEN - VIS POUR SUPPORT D'ÉLÉMENT DE TOIT / EL 	20	Ø4.5X50	
HS	SCREWS FOR EAVES ELEMENT - SCHRAUBEN FÜR TRAUFELEMENTE - VIS POUR ÉLÉMENT DE TOIT / GB 	8	Ø4.5X50	
HS	SCREWS FOR EAVES ELEMENT - SCHRAUBEN FÜR TRAUFELEMENTE - VIS POUR ÉLÉMENT DE TOIT / GB 	16	Ø4.5X90	
HS	SCREWS FOR PARAPET SUPPORT - SCHRAUBEN FÜR BLENDESTÜTZEN - VIS POUR SUPPORT D'ÉLÉMENT DE TOIT / EE 	8	Ø5.0X120	
HS	SCREW FOR RAFTER - SCHRAUBEN ZUR BEFESTIGUNG DACHSPARREN - VIS POUR CHEVRON /FR 	6	Ø6X180	
NF	ZN NAIL FOR ROOF - ZN NÄGEL FÜR DACHBRETTER - POINTE POUR TOIT 	260	Ø2.5X60	
	WINDOW-FENSTER-FENETRE, AST 920 500  FIXED/FESTSTEHEND/PAS D'OUVERTURE	1	920x500	
	DOOR-TÜR-PORTE, AST 1350 1990  RIGHT HANDED/DIN RECHTS/DROITIER	1	1350x1990	
UMV	DOOR HANDLE FITTINGS (AST) -TÜRGRIF (AST) - SET DE GARNITURES DE SERRURE DE PORTE (AST) 	1		
✘	BITTE SELBER ANPASSEN (FALLS NÖTIG)! - CUT INTO LENGTH ON SITE (IF NEEDED)! COUPE EN LONGUEUR SUR PLACE (SI NÉCESSAIRE) !			
Name-Name-Nom 2815280		Date-Datum-Date 08.01.2022	Page-Seite-Page 3/3	