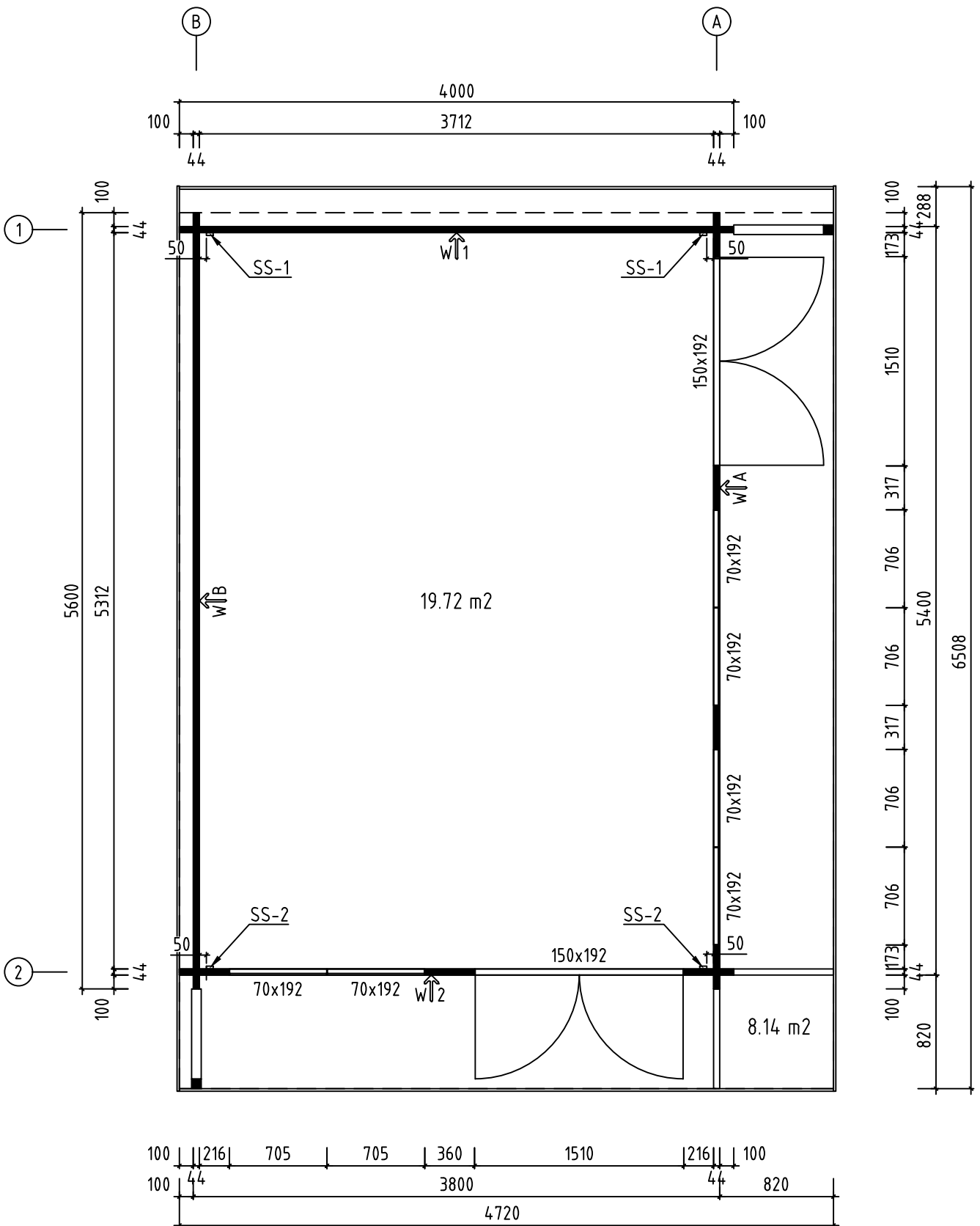
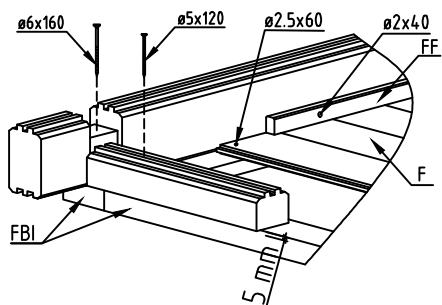
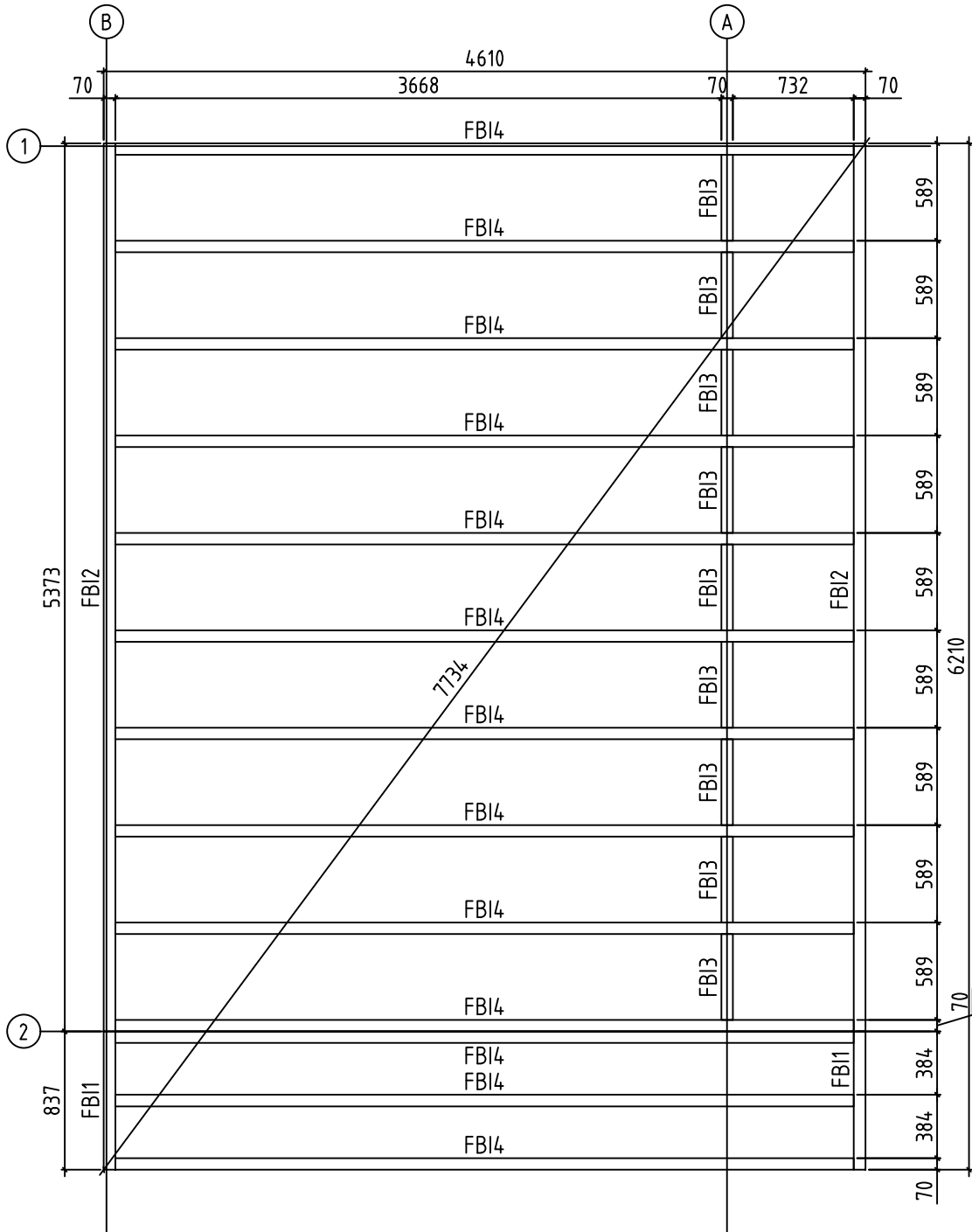
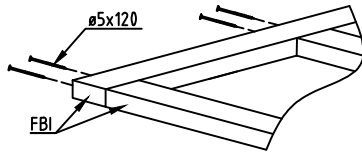


Name-Name-Nom 44603220	Page-Seite-Page 1
View-Aussicht-Vue 3D	Scale-Maßstab-Echelle 1:40
Material-Material-Matériel 44x135	Date-Datum-Date 08.02.2022
Drafter-Zeichner-Rédacteur EJ	File

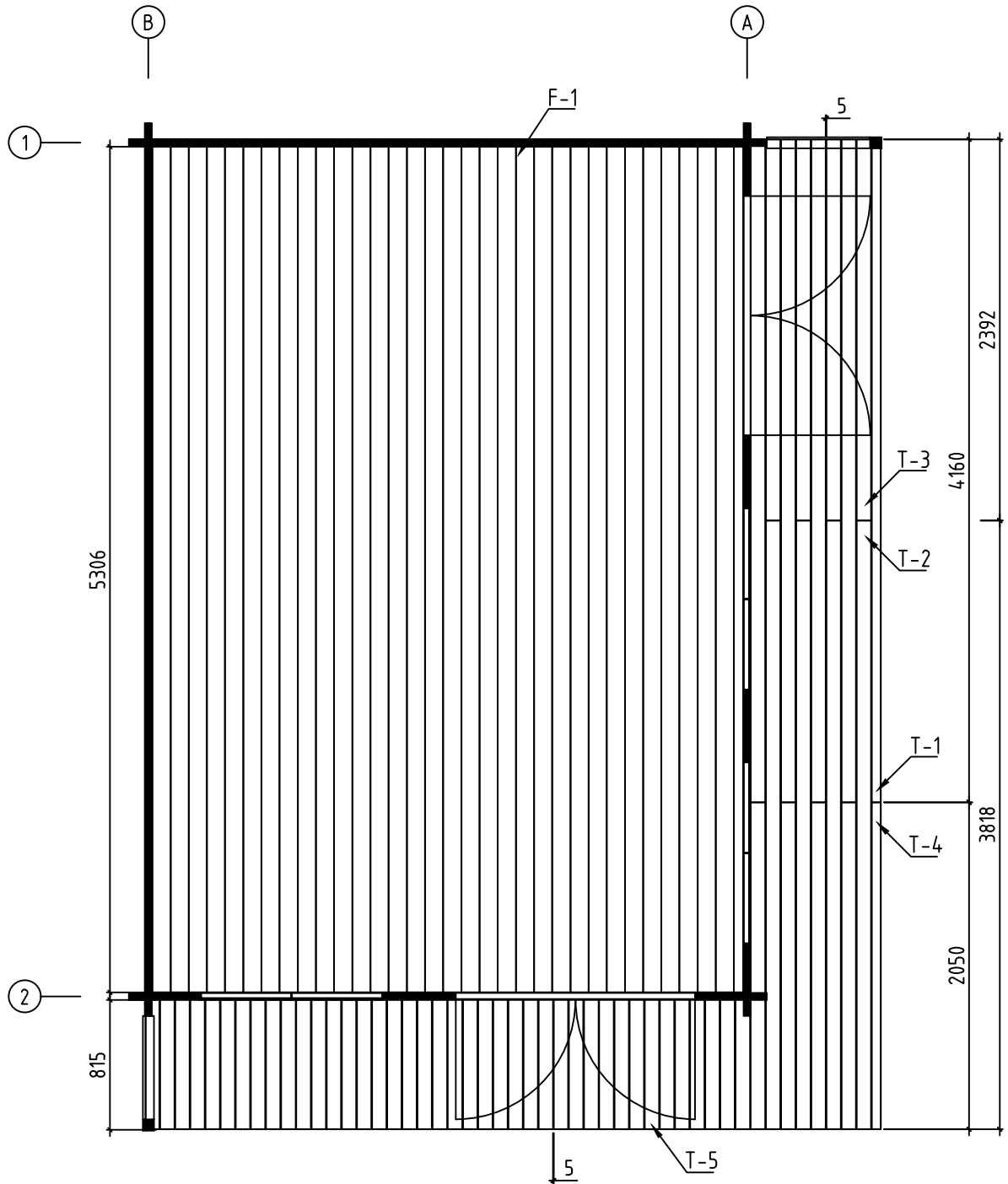
H = 1.520 m  
TOTAL: 19.72 m<sup>2</sup>



Name-Name-Nom 44603220		Page-Seite-Page 2
View-Aussicht-Vue GROUNDPLAN - GRUNDPLAN - PLAN DE MASSE		Scale-Maßstab-Echelle 1:40
Material-Material-Matériel 44x135		Date-Datum-Date 08.02.2022
Drafter-Zeichner-Rédacteur EJ	File	



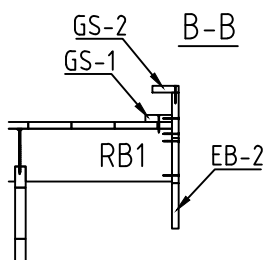
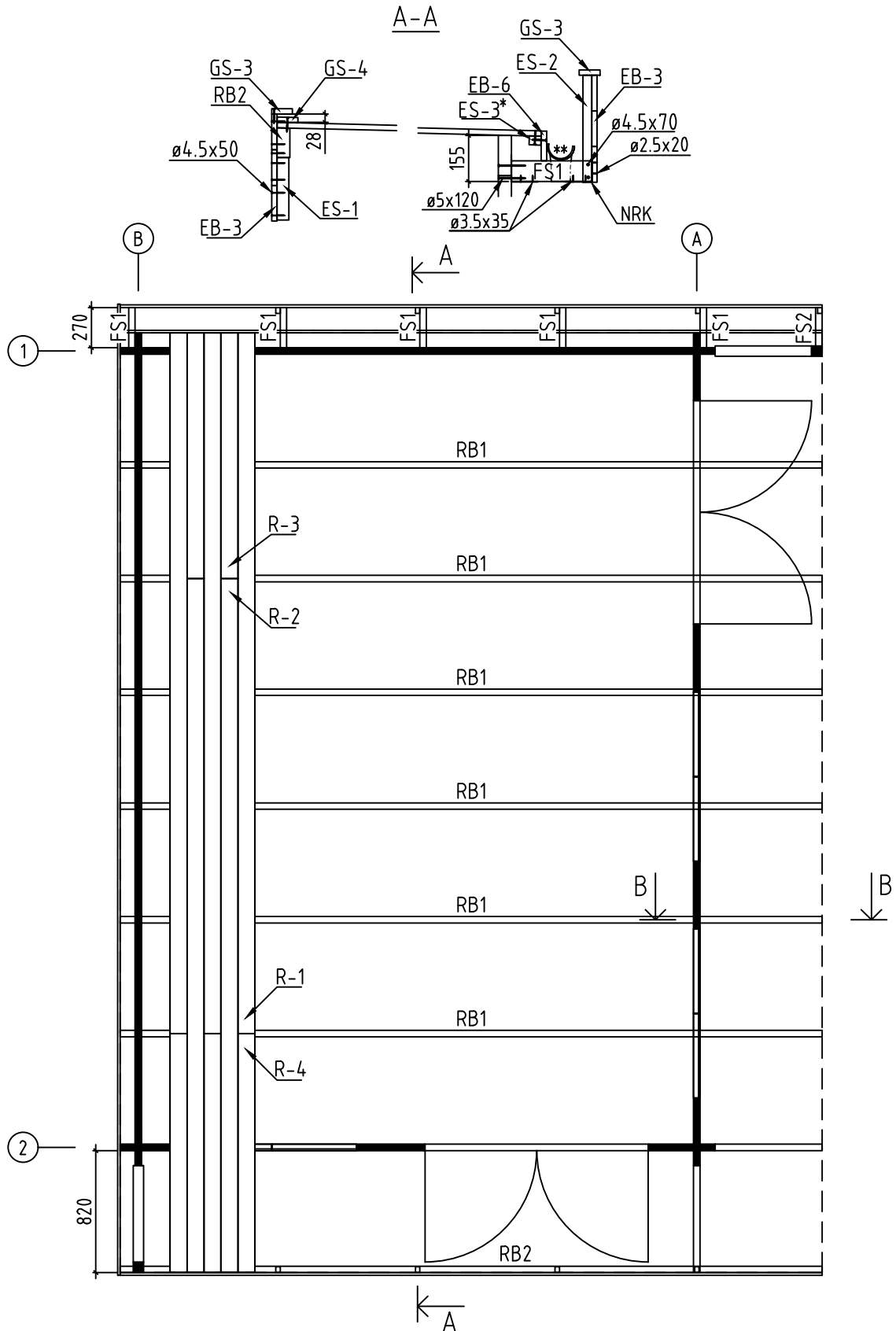
Name-Name-Nom 44603220		Page-Seite-Page 3
View-Aussicht-Vue FOUNDATION - FUNDAMENT - FONDATION		Scale-Maßstab-Echelle 1:40
Material-Material-Matériel 44x135		Date-Datum-Date 08.02.2022
Drafter-Zeichner-Rédacteur EJ	File	



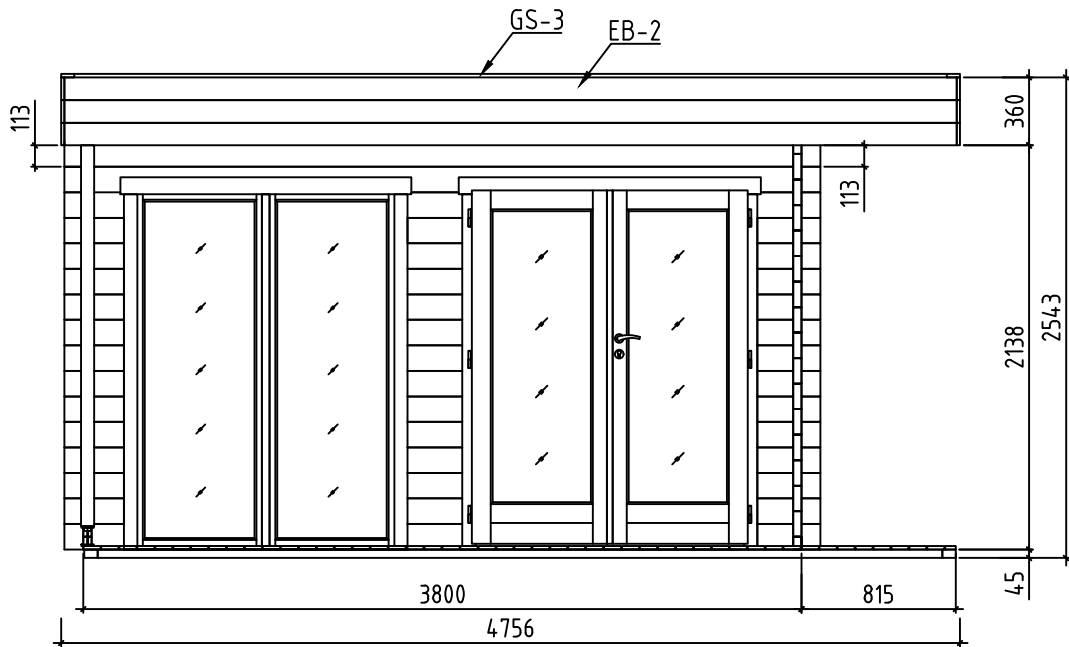
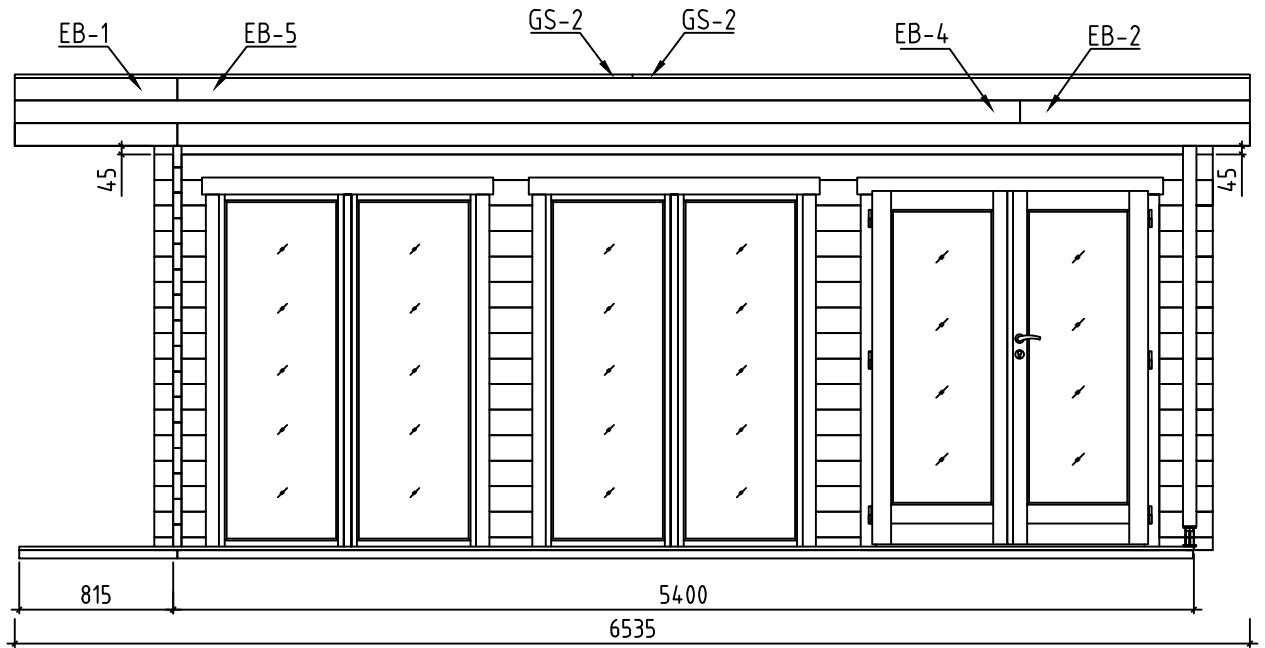
Name-Name-Nom 44603220		Page-Seite-Page 4
View-Aussicht-Vue FLOOR BOARDS-FUSSBODENBRETTER-LAME DE		Scale-Maßstab-Echelle PLANCHER
Material-Material-Matériel 44x135		Date-Datum-Date 08.02.2022
Drafter-Zeichner-Rédacteur EJ	File	

\* Bitte selber anpassen (Falls nötig) - Cut into length on site (If needed)

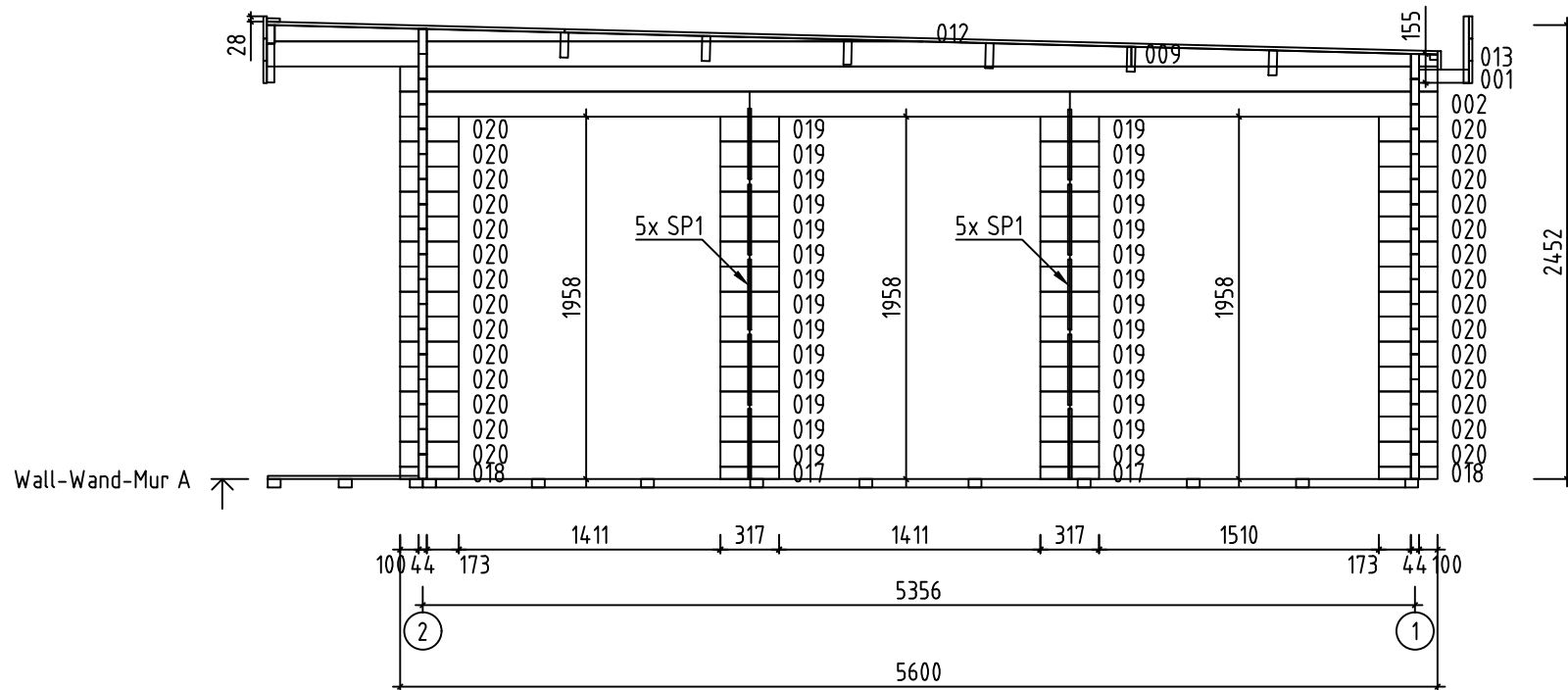
\*\* Does not belong to the delivery set - Gehört nicht zum Lieferumfang - Pas inclus dans l'ensemble



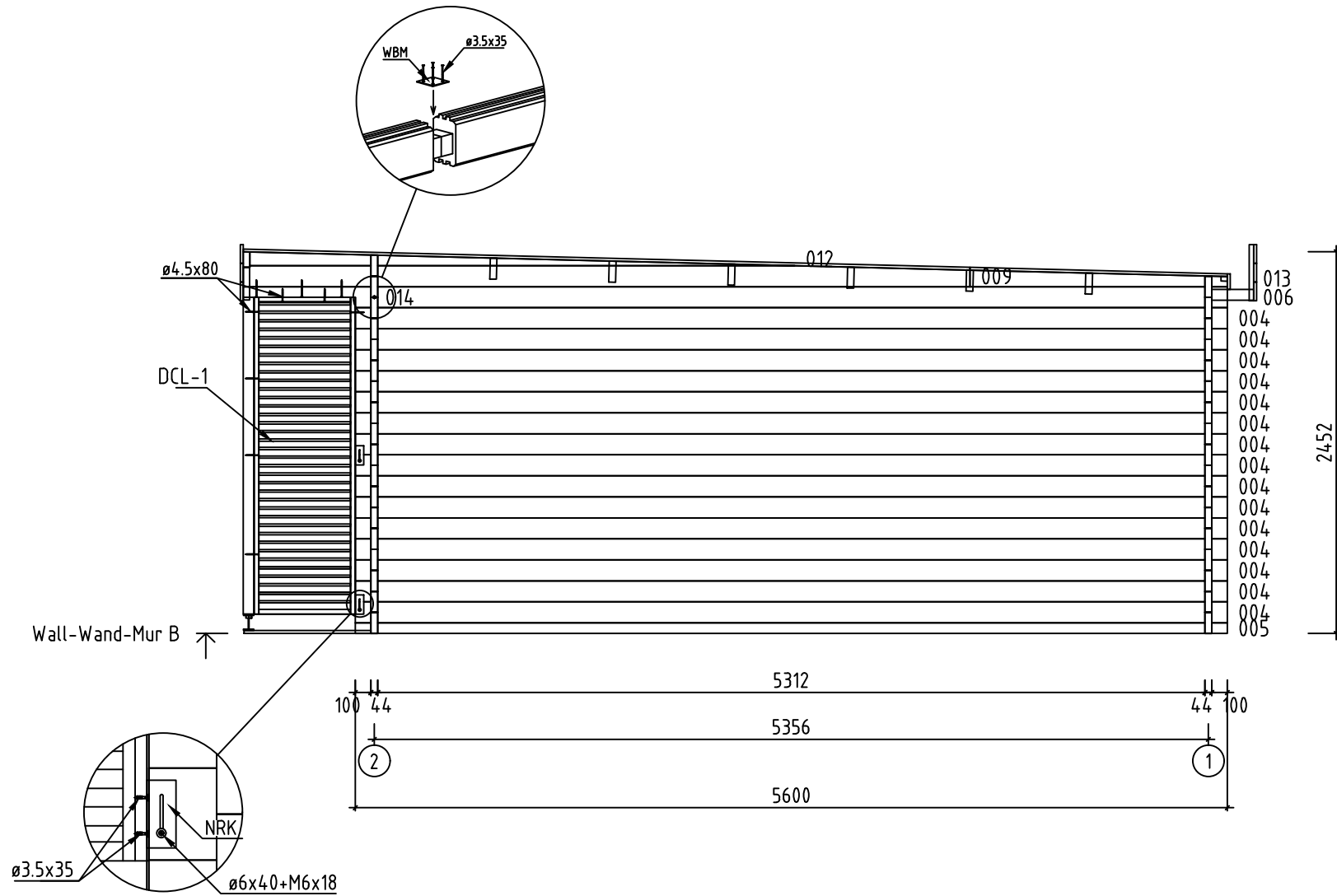
Name-Name-Nom 44603220		Page-Seite-Page 5
View-Aussicht-Vue ROOF PLAN-DACH-PLAN-PLAN DU TOIT		Scale-Maßstab-Echelle 1:40
Material-Material-Matériel 44x135		Date-Datum-Date 08.02.2022
Drafter-Zeichner-Rédacteur EJ	File	



Name-Name-Nom 44603220		Page-Seite-Page 6
View-Aussicht-Vue VIEWS-ANSICHTEN-VUE DES MURS		Scale-Maßstab-Echelle 1:40
Material-Material-Matériel 44x135		Date-Datum-Date 08.02.2022
Drafter-Zeichner-Rédacteur EJ	File	

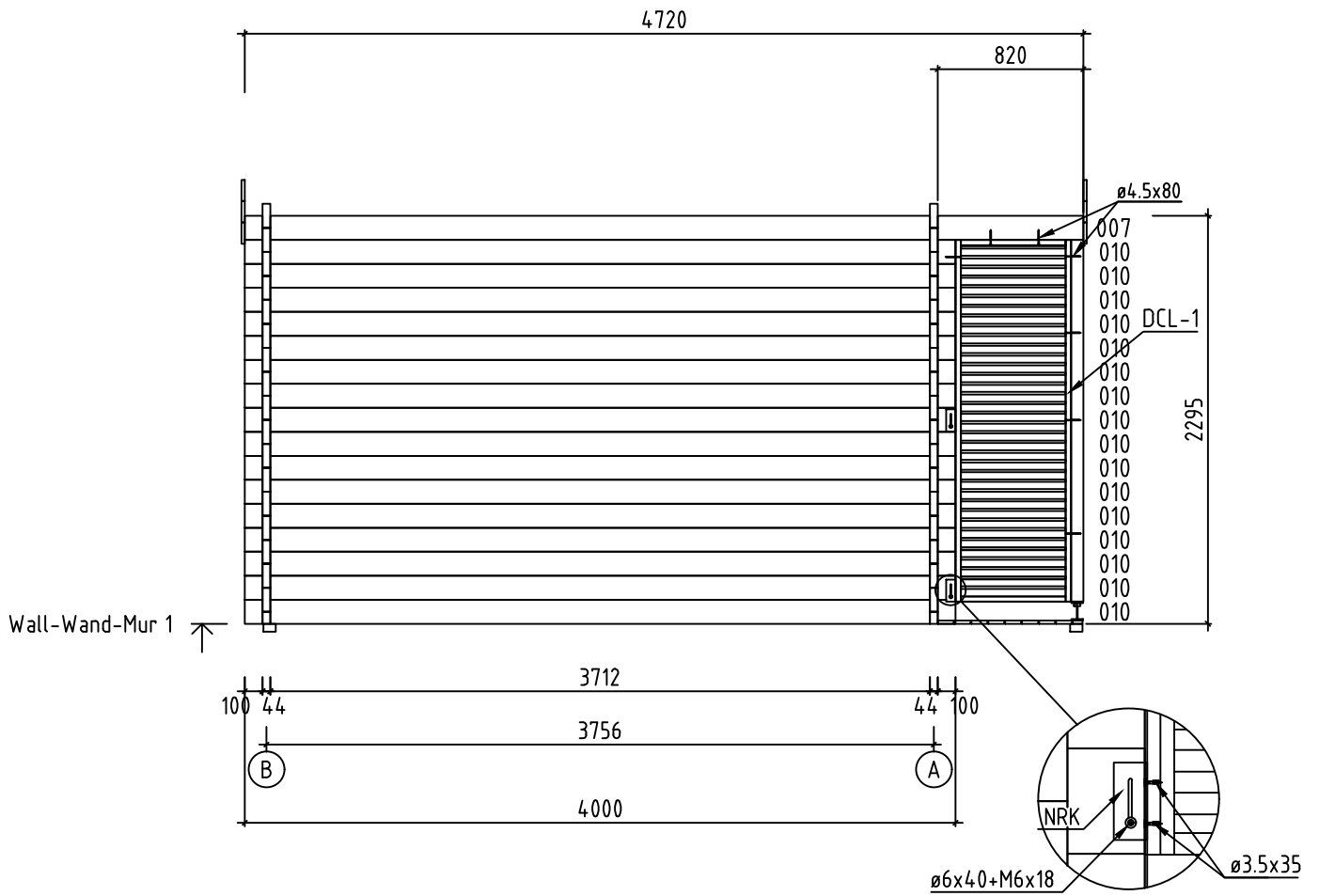


Name-Name-Nom 44603220		Page-Seite-Page 7
View-Aussicht-Vue Wall-Wand-Mur A		Scale-Maßstab-Echelle 1:40
Material-Material-Matériel 4.4x13.5		Date-Datum-Date 08.02.2022
Drafter-Zeichner-Rédacteur EJ	File	

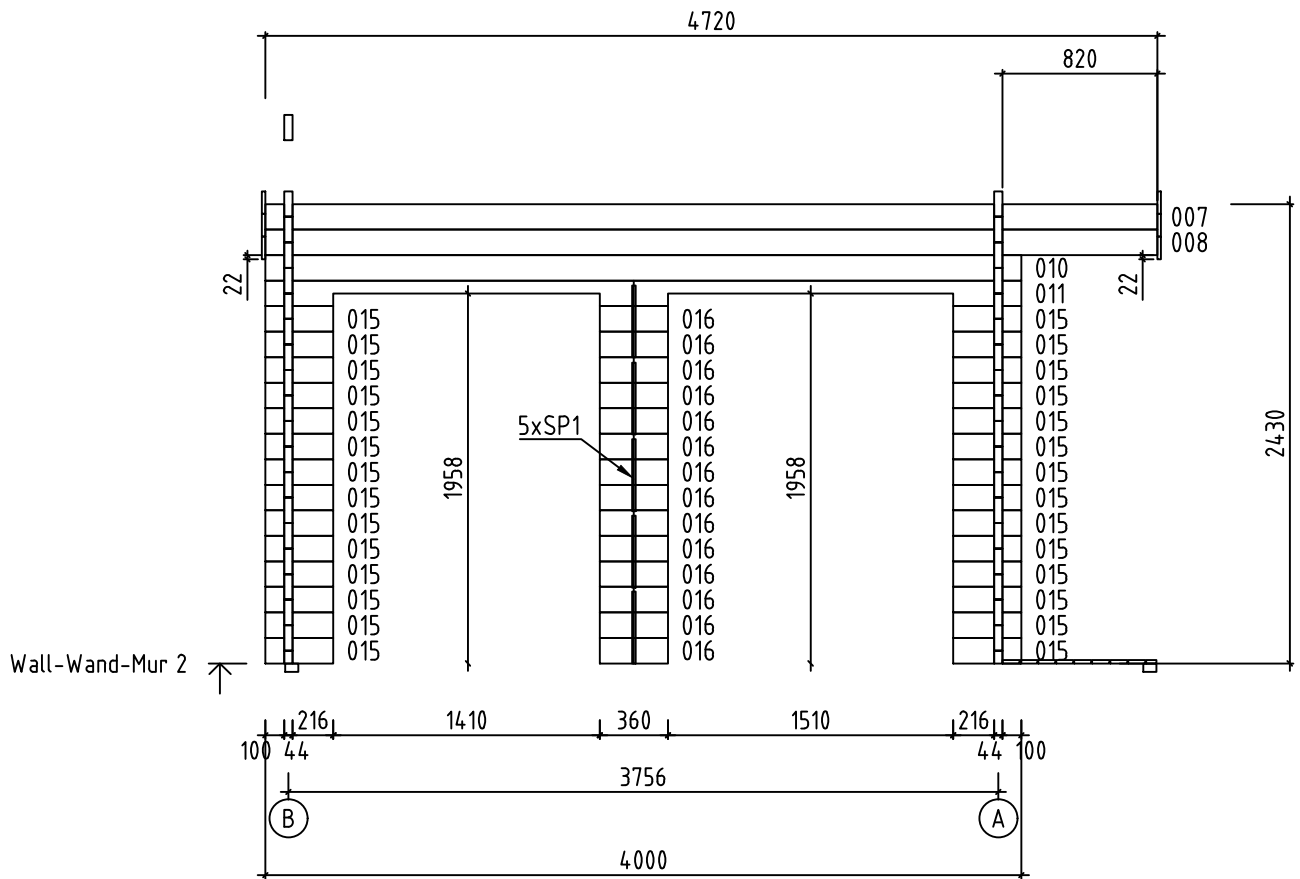


Name-Name-Nom 44603220		Page-Seite-Page 8
View-Aussicht-Vue Wall-Wand-Mur B		Scale-Maßstab-Echelle 1:40
Material-Material-Matériel 4.4x13.5		Date-Datum-Date 08.02.2022
Drafter-Zeichner-Rédacteur EJ	File	

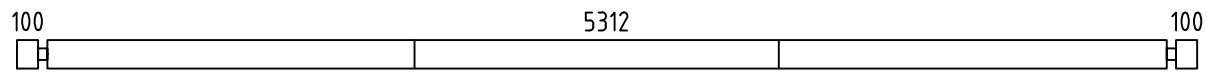
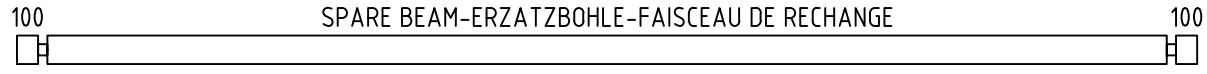
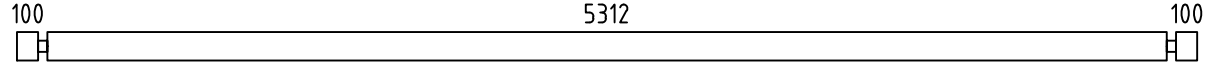
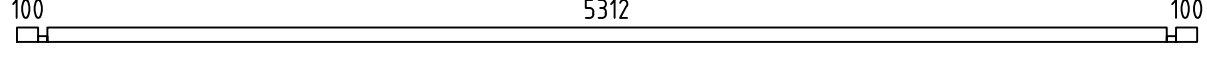

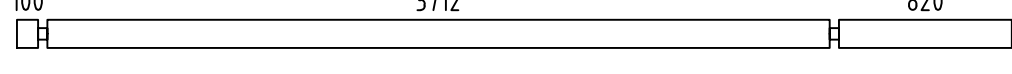

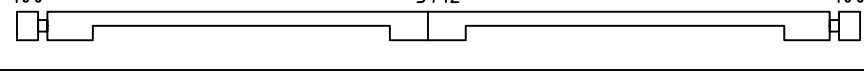






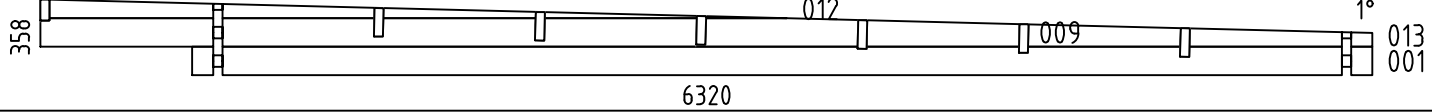
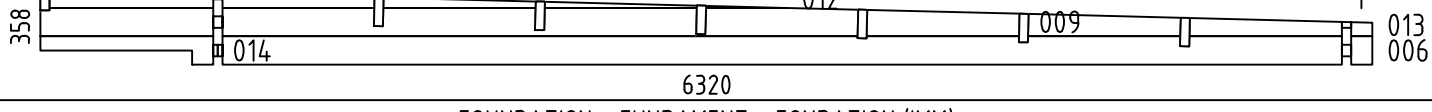






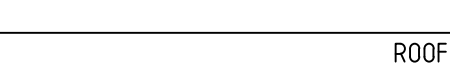






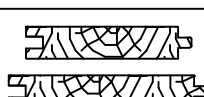
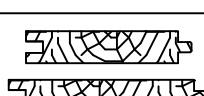







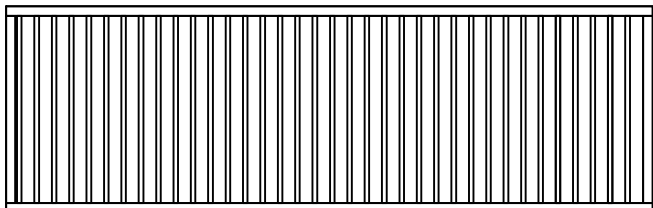
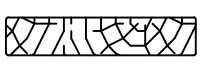
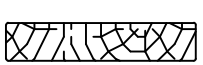
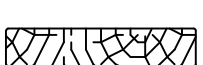
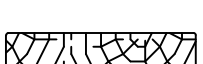

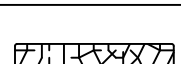
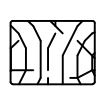
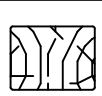
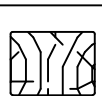
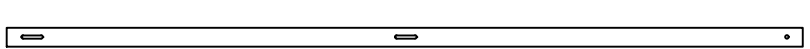





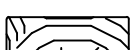
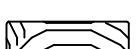


















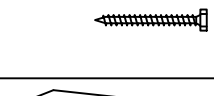
Name-Name-Nom 44603220		Page-Seite-Page 9
View-Aussicht-Vue Wall-Wand-Mur 1		Scale-Maßstab-Echelle 1:40
Material-Material-Matériel 4.4 x 13.5		Date-Datum-Date 08.02.2022
Drafter-Zeichner-Rédacteur EJ	File	


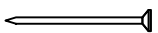
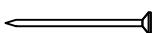







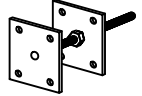
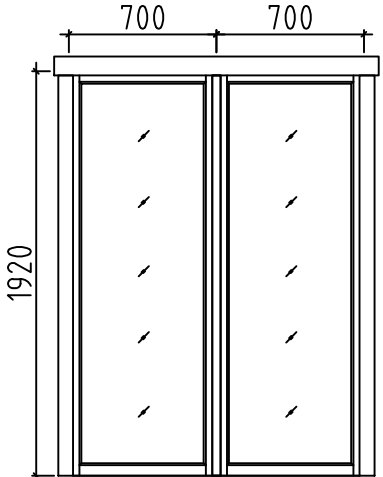
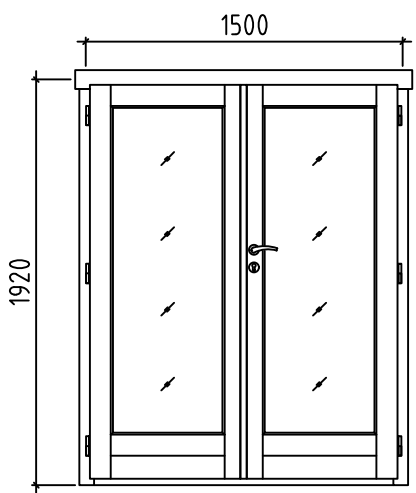


Name-Name-Nom 44603220		Page-Seite-Page 10
View-Aussicht-Vue Wall-Wand-Mur 2		Scale-Maßstab-Echelle 1:40
Material-Material-Matériel 4.4 x 13.5		Date-Datum-Date 08.02.2022
Drafter-Zeichner-Rédacteur EJ	File	

Pos	4460320 Piece list - Stückliste - Liste des pieces	Q.	P (mm)	L (mm)
002		1	44x135	5600
003	 SPARE BEAM-ERZATZBOHLE-FAISCEAU DE RECHANGE	1	44x135	5600
004		15	44x135	5600
005		1	44x68	5600
007		2	44x135	4720
008		1	44x135	4720
010		17	44x135	4000
011		1	44x135	4000
015		28	44x135	360
016		14	44x135	360
017		2	44x68	317
018		2	44x68	317
019		28	44x135	317
020		28	44x135	317
WA-1		1		
WB-1		1		
FBI2	 FOUNDATION - FUNDAMENT - FONDATION (IMM)	2	70x45	5373
FBI4	 FOUNDATION - FUNDAMENT - FONDATION (IMM)	13	70x45	4470
FBI1	 FOUNDATION - FUNDAMENT - FONDATION (IMM)	2	70x45	837
FBI3	 FOUNDATION - FUNDAMENT - FONDATION (IMM)	9	70x45	519
FS1	 FIXING SLAT - BEFESTIGUNGSLEISTE - TASSEAU FIXATION VOLIGE	5	43x70	270
FS2	 FIXING SLAT - BEFESTIGUNGSLEISTE - TASSEAU FIXATION VOLIGE	1	43x70	270
P1	 POST - PFOSTEN - POTEAU	2	70x70	2036
RB1	 ROOF BEAM - DACHBALKEN - PANNE DE TOIT	6	43x140	4720
RB2	 ROOF BEAM - DACHBALKEN - PANNE DE TOIT	1	43x140	4720
Name-Name-Nom 4460320		Date-Datum-Date 08.02.2022	Page-Seite-Page 1/4	

Pos	4460320 Piece list - Stückliste - Liste des pieces		Q.	P (mm)	L (mm)
F-1	FLOOR BOARDS-FUSSBODENBRETTER-LAME DE PLANCHER	 or-oder-ou	43+1 33+1	88x18 114x18	5306
R-1	ROOF BOARDS - DACHBRETTER - VOLIGES	 or-oder-ou	27+1 21+1	88x18 114x18	4714
R-2	ROOF BOARDS - DACHBRETTER - VOLIGES	 or-oder-ou	27 21	88x18 114x18	4669
R-3	ROOF BOARDS - DACHBRETTER - VOLIGES	 or-oder-ou	27 21	88x18 114x18	1653
R-4	ROOF BOARDS - DACHBRETTER - VOLIGES	 or-oder-ou	27 21	88x18 114x18	1608
T-1	TERRACE BOARDS - TERRASSENBRETTER - PLANCHER DE TERRASSE (IMM)		5+1	90x18	4160
T-2	TERRACE BOARDS - TERRASSENBRETTER - PLANCHER DE TERRASSE (IMM)		4	90x18	3818
T-3	TERRACE BOARDS - TERRASSENBRETTER - PLANCHER DE TERRASSE (IMM)		4	90x18	2392
T-4	TERRACE BOARDS - TERRASSENBRETTER - PLANCHER DE TERRASSE (IMM)		5	90x18	2050
T-5	TERRACE BOARDS - TERRASSENBRETTER - PLANCHER DE TERRASSE (IMM)		40	90x18	815
FF-1	FLOOR FILLET-FUSSBODENLEISTE - CORNIERE DE FINITION DU PLANCHER			18x35	21 m.
DCL	LATTICE - SICHTSCHUTZZAUN - BRISE-VUE		2	650	2036
EB-1	EAVES BOARD - TRAUFBRETT - BANDEAU DE TOIT		4	18x120	860
EB-2	EAVES BOARD - TRAUFBRETT - BANDEAU DE TOIT		2	18x120	1086
EB-3	EAVES BOARD - TRAUFBRETT - BANDEAU DE TOIT		7	18x120	4720
EB-4	EAVES BOARD - TRAUFBRETT - BANDEAU DE TOIT		2	18x120	5450
EB-5	EAVES BOARD - TRAUFBRETT - BANDEAU DE TOIT		4	18x120	5675
EB-6	EAVES BOARD - TRAUFBRETT - BANDEAU DE TOIT		1	18x90	4720
ES-1	ROOF EDGE REINFORCEMENT - DACHRANDVERSTÄRKUNG - CORNIERE DE RENFORT DE BORD DE TOIT		10	30x40	170
ES-2	ROOF EDGE REINFORCEMENT - DACHRANDVERSTÄRKUNG - CORNIERE DE RENFORT DE BORD DE TOIT		10	30x40	360
ES-3	ROOF EDGE REINFORCEMENT - DACHRANDVERSTÄRKUNG - CORNIERE DE RENFORT DE BORD DE TOIT		1	30x40	4720*
SS-1	STORM PROTECTION - STURMLEISTE - LATTE ANTI-TEMPETE		2	18x35	2190
SS-2	STORM PROTECTION - STURMLEISTE - LATTE ANTI-TEMPETE		2	18x35	2325
Name-Name-Nom 4460320		Date-Datum-Date 08.02.2022	Page-Seite-Page 2/4		

Pos	4460320 Piece list - Stückliste - Liste des pieces			Q.	P (mm)	L (mm)
GS-1	ROOFING FELT FILLET - DACHPAPPENLEISTE - BAGUETTE DE FIXATION DU FEUTRE BITUMEUX		4	18x70	3134	
GS-2	ROOFING FELT FILLET - DACHPAPPENLEISTE - BAGUETTE DE FIXATION DU FEUTRE BITUMEUX		4	18x70	3268	
GS-3	ROOFING FELT FILLET - DACHPAPPENLEISTE - BAGUETTE DE FIXATION DU FEUTRE BITUMEUX		2	18x70	4618	
GS-4	ROOFING FELT FILLET - DACHPAPPENLEISTE - BAGUETTE DE FIXATION DU FEUTRE BITUMEUX		1	18x70	4720	
HS	SCERW FOR METAL CORNER - HOLZSCHRAUBE FÜR METALLWINKEL - VIS POUR COIN EN MÉTAL		18	ø2.5x20		
HS	SCERW FOR METAL CORNER - HOLZSCHRAUBE FÜR METALLWINKEL - VIS POUR COIN EN MÉTAL		36	ø3.5x35		
HS1	SCREW FOR WALLBEAMS CONNECTING METAL - SCHRAUBE FÜR WANDBOHLNEN BEFESTIGUNG METALLE -VIS POUR PATTE D'ASSEMBLAGE		4	ø3.5x35		
HS	SCREW FOR SLIDING WALL TIE (NRK) - SCHRAUBE FÜR SCHIEBEREGLER FÜR WAND (NRK) - VIS POUR EQUERRE MÉTALLIQUE DE FIXATION DU PARAVENT (NRK)		16	ø3.5x35		
HS	SCREW FOR EAVES BOARDS (EB) - SCHRAUBE FÜR TRAUFBRETTEN (EB) - VIS DE FIXATION POUR BANDEAU DE TOIT (EB)		160	ø4.5x50		
HS	SCREW FOR ROOF EDGE REINFORCEMENT (ES) - SCHRAUBE FÜR DACHRANDVERSTÄRKUNG (ES) - VIS POUR RENFORT DE BORD DE TOIT (ES)		16	ø4.5x50		
HS	SCREW FOR POST HEIGHT ADJUSTMENT (PR) - SCHRAUBE FÜR REGULIERUNGSSCHRAUBE FÜR PFOSTEN (PR)- VIS DE FIXATION DE SUPPORT RÉGLABLE DE POTEAU (PR)		16	ø4.5x50		
HS	SCREW FOR ROOFING FELT FILLET (GS) - SCHRAUBE FÜR DACHPAPPENLEISTE (GS) - VIS POUR BAGUETTE FIXATION FEUTRE BITUMEUX (GS)		86	ø4.5x50		
HS	SCREW FOR ROOF EDGE REINFORCEMENT (ES) - SCHRAUBE FÜR DACHRANDVERSTÄRKUNG (ES) - VIS POUR RENFORT DE BORD DE TOIT (ES)		18	ø4.5x70		
HS	SCREW FOR POST (P) - SCHRAUBE FÜR PFOSTEN (P) - VIS DE FIXATION DES POTEAUX (P)		4	ø4.5x70		
HS	SCREW FOR LATTICE (DCL) - SCHRAUBEN FÜR SICHTSCHUTZZAUN (DCL) - VIS POUR TREILLIS (DCL)		18	ø4.5x80		
HS	SCREW FOR 1. WALL BEAM - SCHRAUBE FÜR 1. BOHLENREIHE - VIS DE FIXATION DES FONDATIONS		8	ø5x120		
HS	SCREW FOR FUNDAMENT (FBI) - SCHRAUBE ZUR BEFESTIGUNG FUNDAMENT (FBI) - VIS POUR FONDATION (FBI)		91	ø5x120		
HS	SCREW FOR GABLE - SCHRAUBE FÜR GIEBEL - VIS POUR FIXATION DES PIGNONS		14	ø5x120		
HS	SCREW FOR FIXING SLAT (FS) - SCHRAUBE FÜR BEFESTIGUNGSLEISTE (FS) - VIS POUR TASSEAU FIXATION VOLIGE (FS)		12	ø5x120		
HS	SCREW FOR Pos.014 - SCHRAUBE FÜR Pos.014 - VIS POUR Pos.014		3	ø5x120		
HS	SCREW FOR 1. WALL BEAM - SCHRAUBE FÜR 1. BOHLENREIHE - VIS DE FIXATION DES FONDATIONS		4	ø6x160		
HS	SCREW FOR ROOF BEAMS - SCHRAUBE FÜR DACHBALKEN - VIS POUR PANNE DE TOIT		14	ø6x160		
HS	SCREW FOR SLIDING WALL TIE (NRK) - SCHRAUBE FÜR SCHIEBEREGLER FÜR WAND (NRK) - VIS POUR EQUERRE MÉTALLIQUE DE FIXATION DU PARAVENT (NRK)		4	ø6x50		
HS	SCREW FOR STORM PROTECTION - SCHRAUBE FÜR STURMLEISTE - VIS POUR LAME ANTI-TEMPETE		12	ø6x50		
HB	HAMMER BLOCK - SCHLAGHOLZ - CALLE DE FRAPPE		2			

Pos	4460320 Piece list - Stückliste - Liste des pieces		Q.	P (mm)	L (mm)
NF	ZN NAIL FOR ROOF - ZN NÄGEL FÜR DACHBRETTER - POINTE POUR TOIT		560	ø2.5x60	
NF	ZN NAIL FOR FLOOR - ZN NÄGEL FÜR FUSSBODENBRETTER - CLOUS POUR PLANCHER		430	ø2.5x60	
NF	NAIL FOR TERRACE - NÄGEL FÜR TERRASSENBRETTER - POINTE POUR PLANCHER DE TERRASSE		490	ø2.5x60	
NF	ZN NAIL FOR FLOOR FILLETS - ZN NÄGEL FÜR FUSSBODENLEISTEN - POINTE POUR PANNEAUX DE PLANCHER		42	ø2x40	
NRK	METAL CORNER - METALLWINKEL - COIN EN MÉTAL		12	90x90x40	
SP1	HIDDEN FIXING - HOLZDÜBEL - TOURILLON BOIS		15		
SM6	PLAIN WASHER FOR SLIDING WALL TIE (NRK) - UNTERLEGSSCHEIBE FÜR WAND SCHIEBEREGLER (NRK) - RONDELLE POUR SABOT MÉTALLIQUE (NRK)		4	M6x18	
SM6	WASHER FOR STORM PROTECTION - DICHTSCHEIBE FÜR STURMLEISTE - RONDELLE POUR LAME ANTI-TEMPETE		12	M6x18	
WB25	WALLBEAMS CONNECTING METAL - WANDBOHLN BEFESTIGUNG METALLE - PATTE D'ASSEMBLAGE		1	25x25	
SL	SLIDING WALL TIE - SCHIEBEREGLER FÜR WAND - EQUERRE MÉTALLIQUE DE FIXATION DU PARAVENT		4	35x35x130	
PR	POST HEIGHT ADJUSTMENT - REGULIERUNGSSCHRAUBE FÜR PFOSTEN - SUPPORT RÉGLABLE DE POTEAU		2		
	WINDOW-FENSTER-FENETRE, AST PRE 	C	3	1400x1920	
	DOOR-TÜR-PORTE, AST PRE 	R	2	1500x1920	
	* Bitte selber anpassen (Falls nötig) - Cut into lenght on site (If needed)				
Name-Name-Nom	4460320	Date-Datum-Date	08.02.2022	Page-Seite-Page	4/4