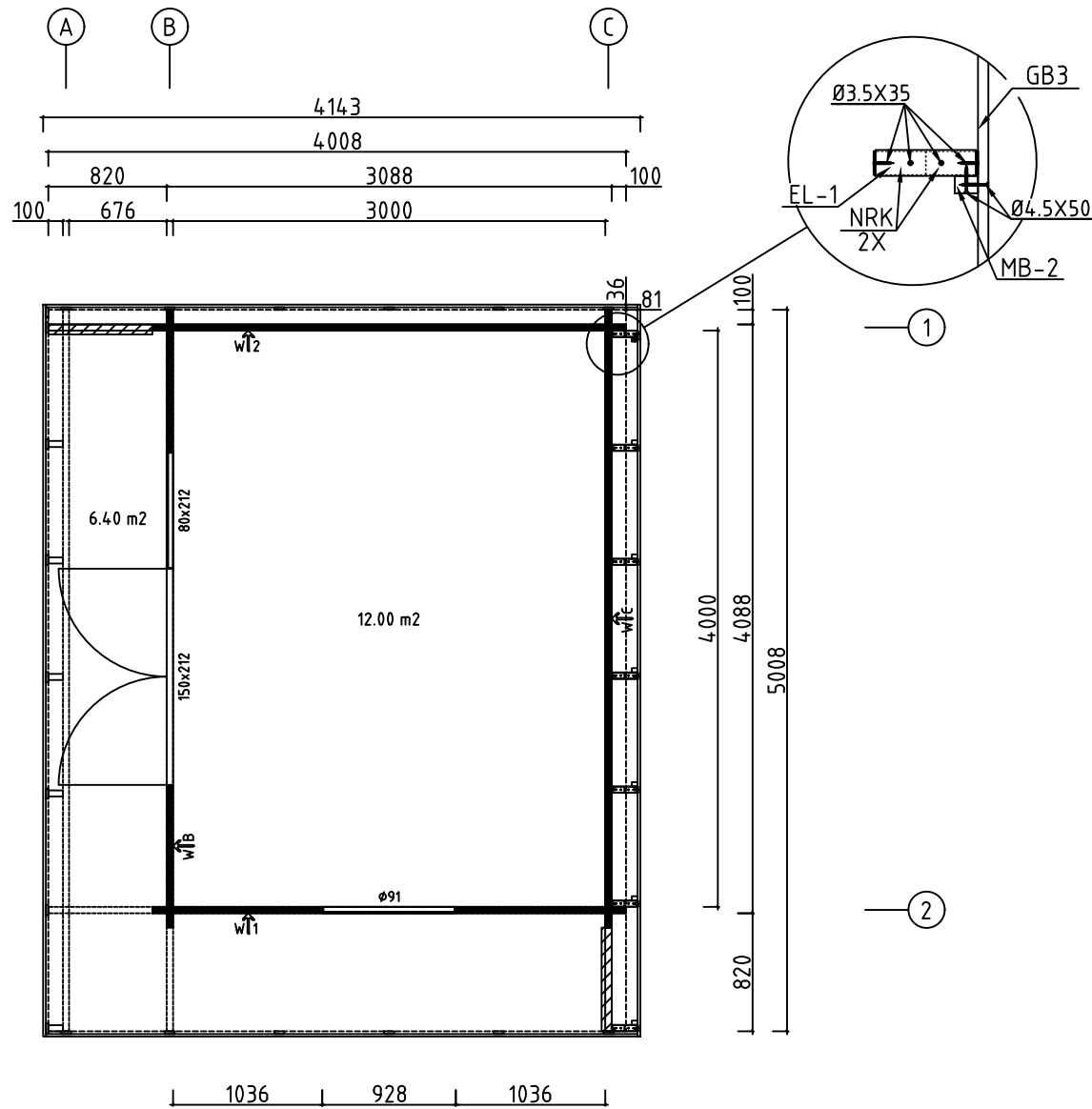
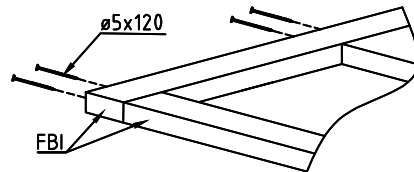
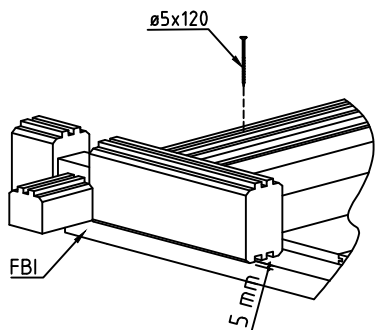
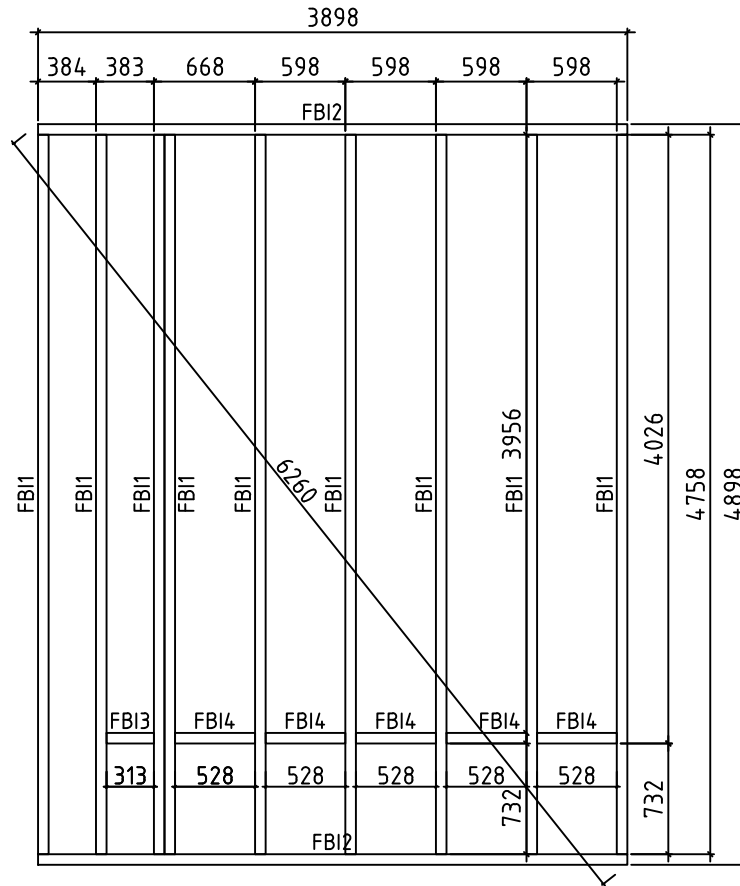


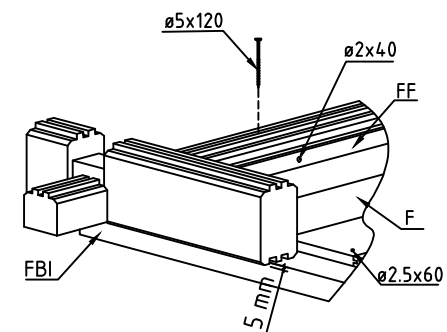
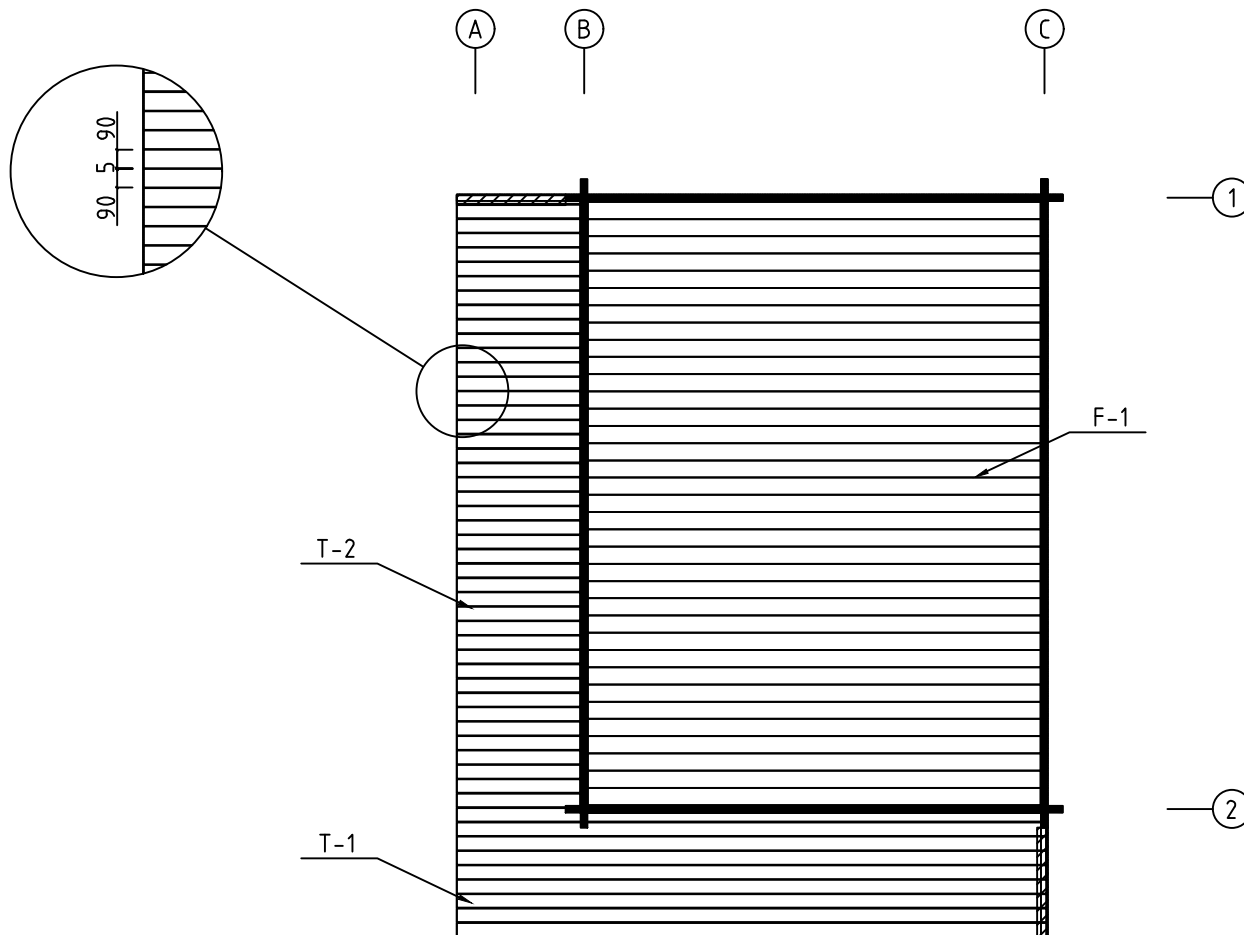
Name	4415722	PageSeite/Page	1
Vue/Zeichnung/Drawing	3 D	EchelleMaßstab/Scale	
Profile/Profil/Profile	44X135	Date/Datum/Date	07.01.2022
Rédacteur/Zeichner/Drafter	SRM	File	4415722 .dwg



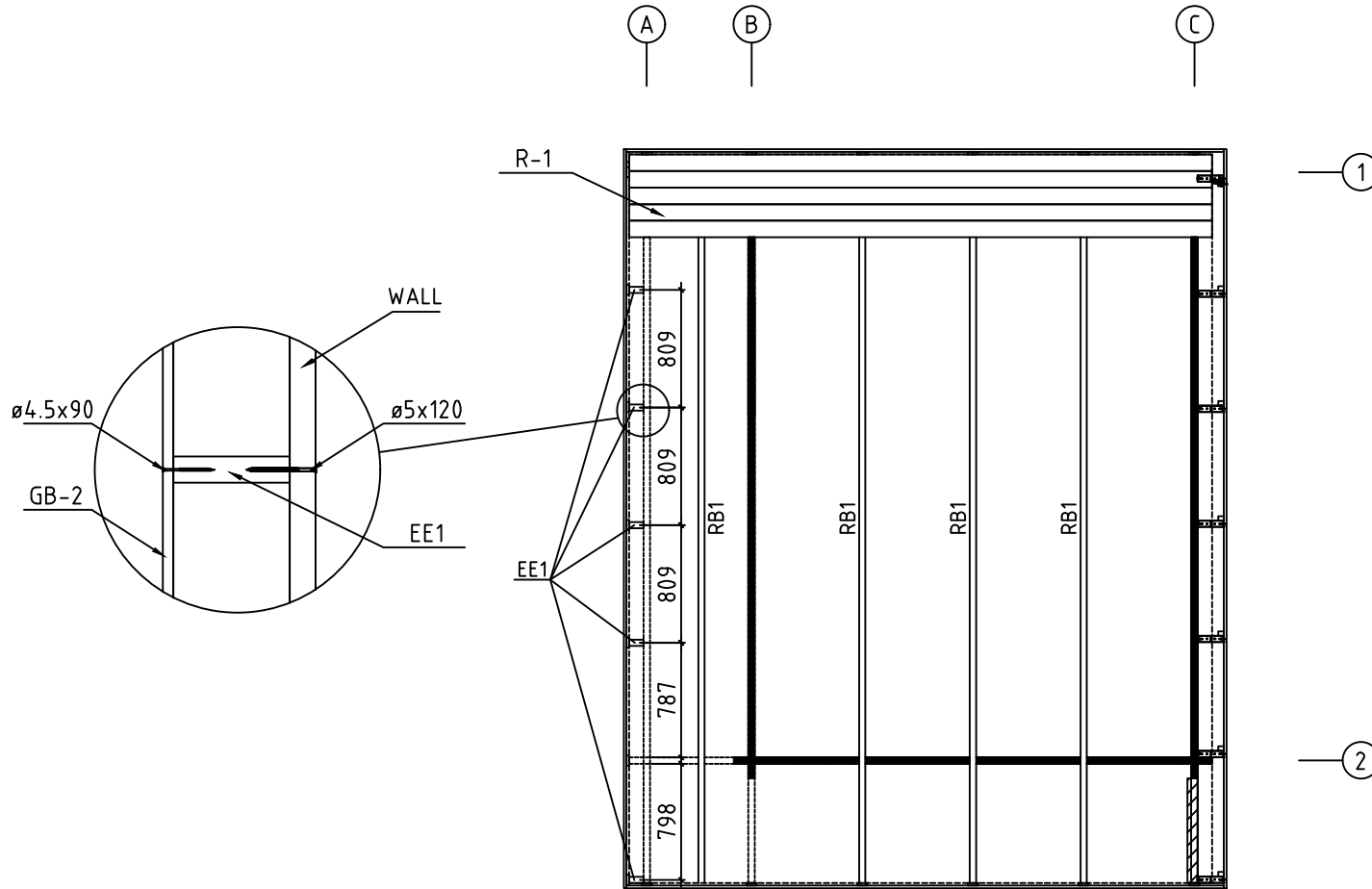
Name-Name-Nom	4415722	Page-Seite-Page	2
View-Aussicht-Vue	GROUNDPLAN - GRUNDPLAN - PLAN DE MASSE	Scale-Maßstab-Echelle	1:50
Material-Material-Matériel	44x135	Date-Datum-Date	07.01.2022
Drafter-Zeichner-Rédacteur	SRM	File	4415722.dwg



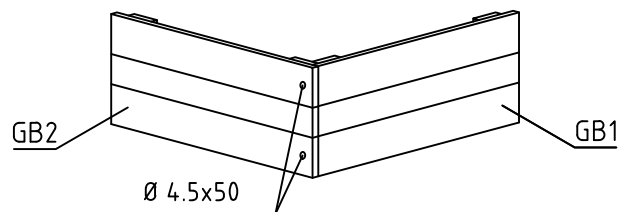
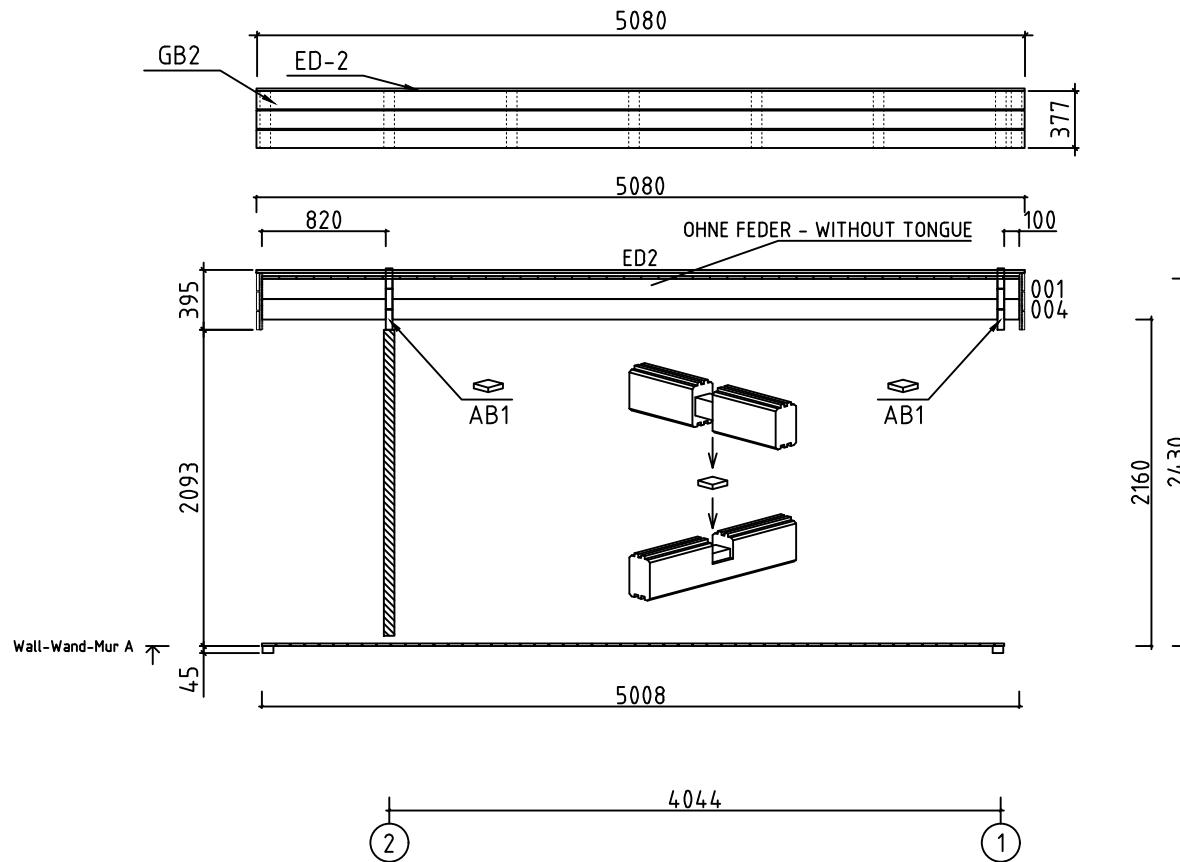
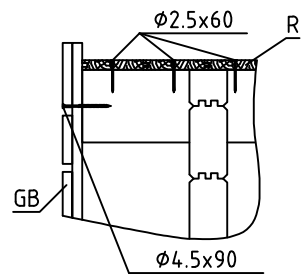
Name-Name-Nom	4415722	Page-Seite-Page	3
View-Aussicht-Vue	FOUNDATION - FUNDAMENT - FONDATION	Scale-Maßstab-Echelle	1:50
Material-Material-Matériel	70x45	Date-Datum-Date	07.01.2022
Drafter-Zeichner-Rédacteur	SRM	File	4415722.dwg



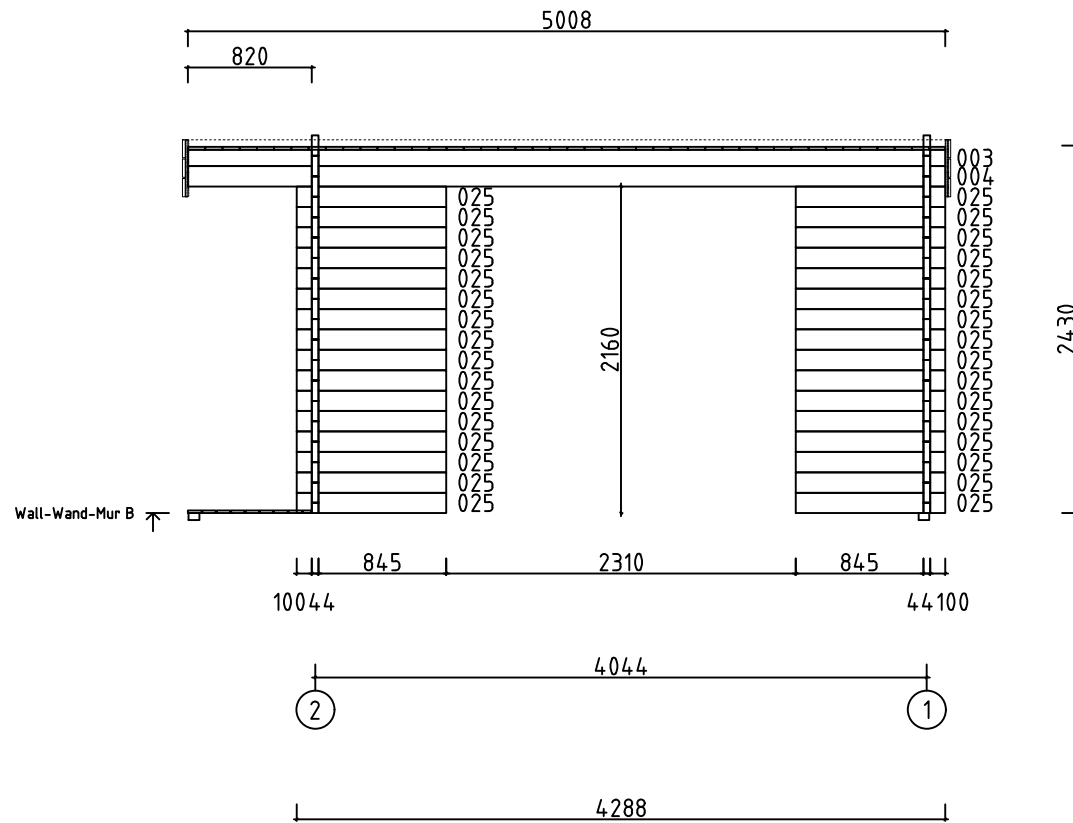
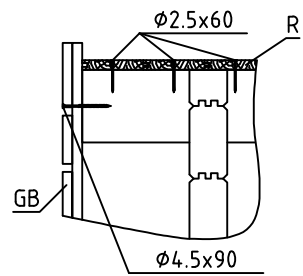
Name-Name-Nom	4415722	Page-Seite-Page	4
View-Aussicht-Vue	FLOOR BOARDS-FUSSBODENBRETTTER-LAME DE PLANCHER	Scale-Maßstab-Echelle	1:50
Material-Material-Matériau	114x18 or-oder-ou 88x18 / 90x18	Date-Datum-Date	07.01.2022
Drafter-Zeichner-Rédacteur	SRM	File	4415722.dwg



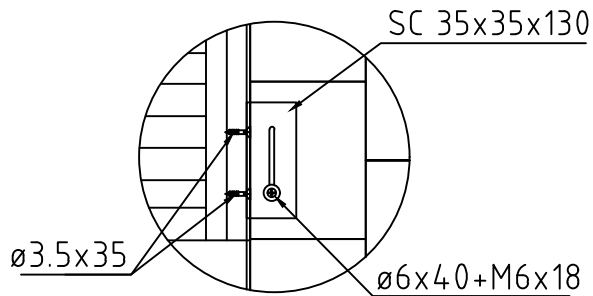
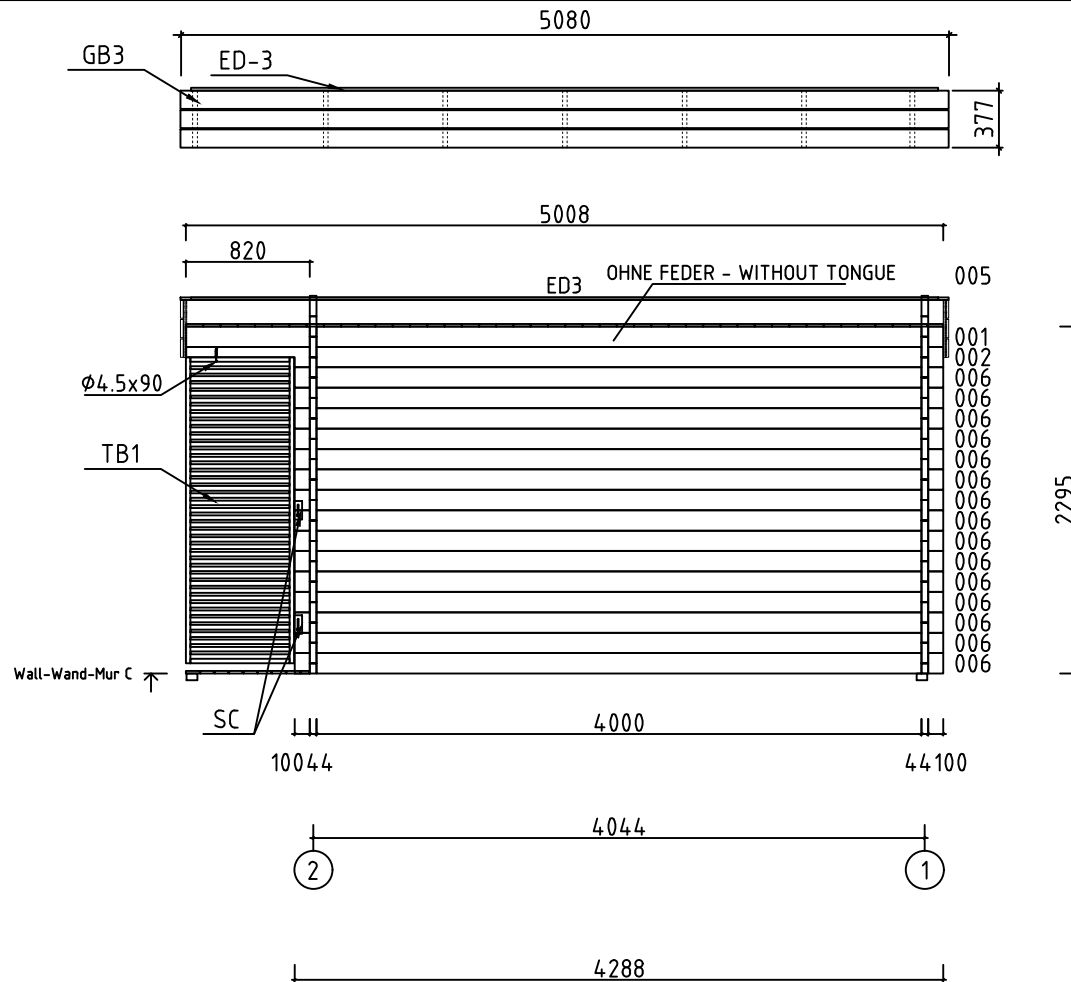
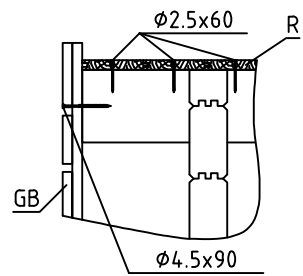
Name-Name-Nom	4415722	Page-Seite-Page	5
View-Aussicht-Vue	ROOF BOARDS - DACHBRETTER - VOLIGES	Scale-Maßstab-Echelle	1:50
Material-Material-Matériel	88X18 or-oder-ou 114X18 / 43X140	Date-Datum-Date	07.01.2022
Drafter-Zeichner-Rédacteur	SRM	File	4415722.dwg



Name-Name-Nom	4415722	Page-Seite-Page	6
View-Aussicht-Vue	Wall-Wand-Mur A	Scale-Maßstab-Echelle	1:50
Material-Material-Matériel	44x135	Date-Datum-Date	07.01.2022
Drafter-Zeichner-Rédacteur	SRM	File	4415722.dwg



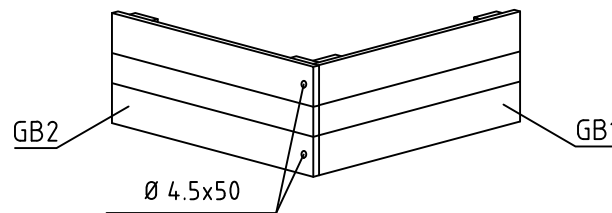
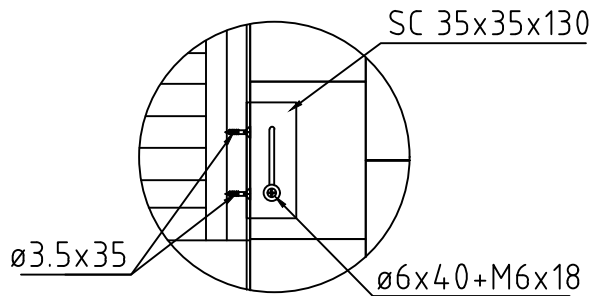
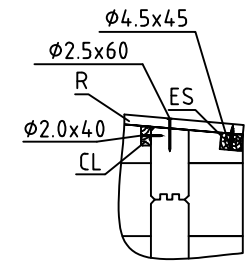
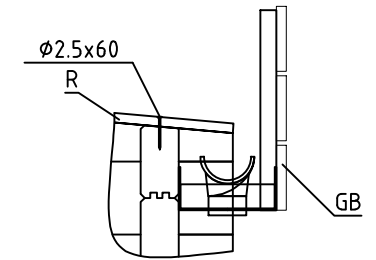
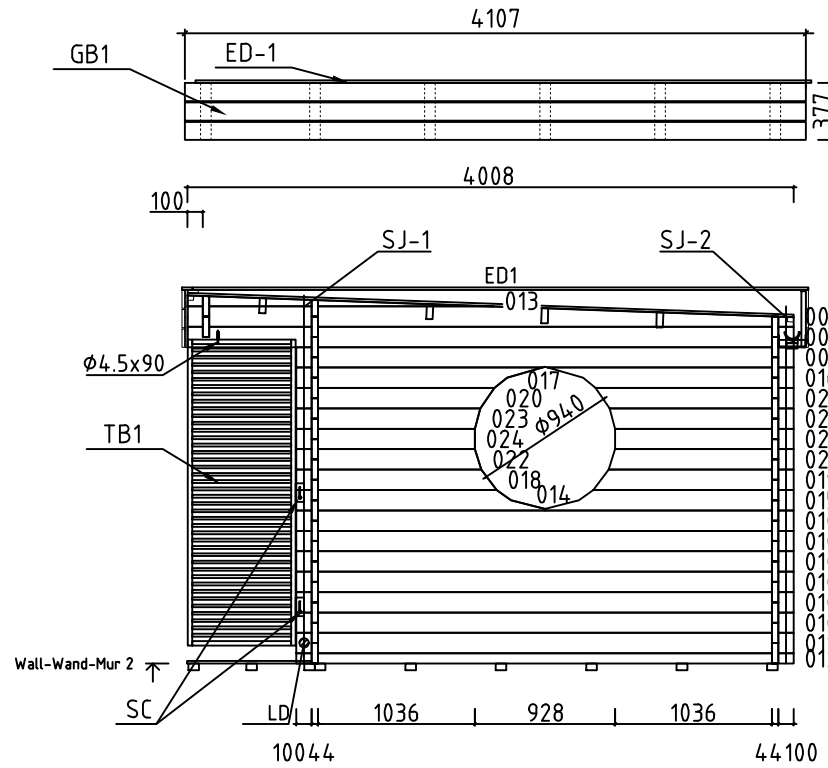
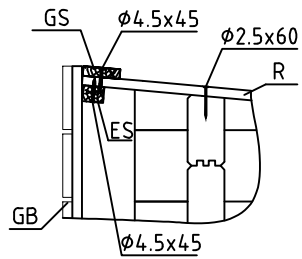
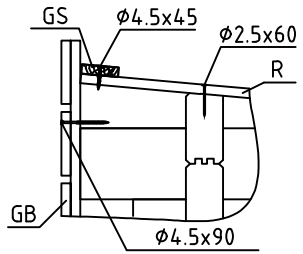
Name-Name-Nom	4415722	Page-Seite-Page	7
View-Aussicht-Vue	Wall-Wand-Mur B	Scale-Maßstab-Echelle	1:50
Material-Material-Matériel	44x135	Date-Datum-Date	07.01.2022
Drafter-Zeichner-Rédacteur	SRM	File	4415722.dwg





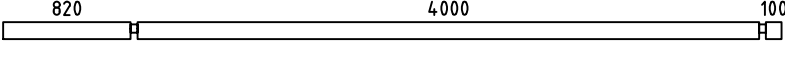


















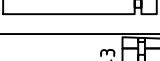


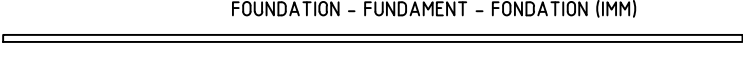
Name-Name-Nom	4415722	Page-Seite-Page	8
View-Aussicht-Vue	Wall-Wand-Mur C	Scale-Maßstab-Echelle	1:50
Material-Material-Matériel	44x135	Date-Datum-Date	07.01.2022
Drafter-Zeichner-Rédacteur	SRM	File	4415722.dwg



















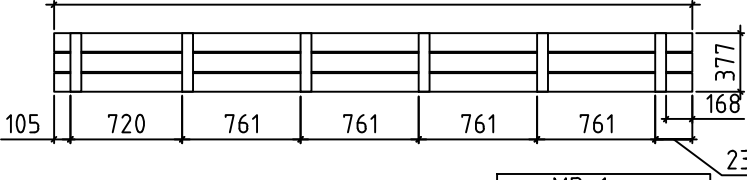


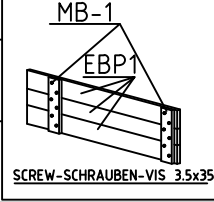


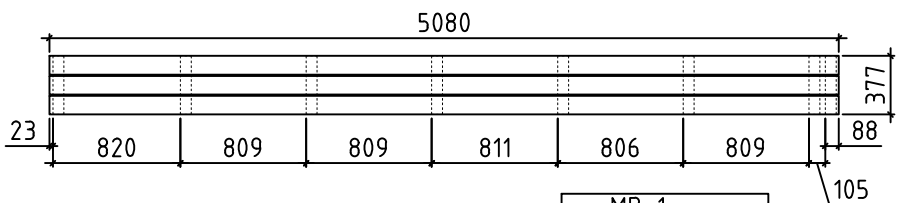


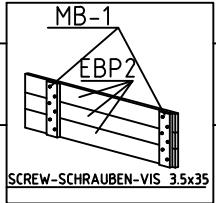
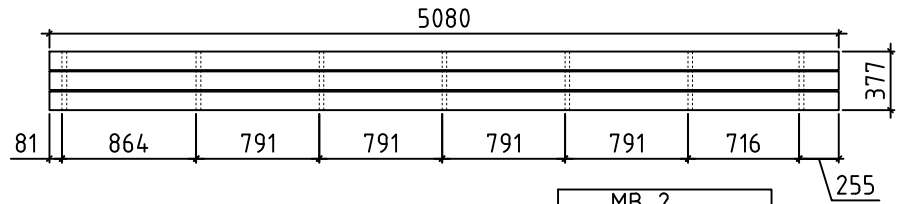


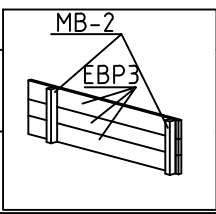
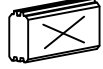

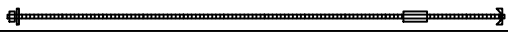



























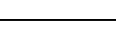





Name-Name-Nom	4415722	Page-Seite-Page	10
View-Aussicht-Vue	Wall-Wand-Mur 2	Scale-Maßstab-Echelle	1:50
Material-Material-Matériel	44x135	Date-Datum-Date	07.01.2022
Drafter-Zeichner-Rédacteur	SRM	File	4415722.dwg

Pos	Piece list - Stückliste - Liste des pieces 4415722	Stck Pcs.	Profil Profile (mm)	Länge Length (mm)
001		2	44x135	5008
002		1	44x135	5008
003		1	44x109	5008
004		2	44x135	5008
005	100 SPARE BEAM-ERZATZBOHLE-FAISCEAU DE RECHANGE 100 	1	44x135	4288
006		15	44x135	4288
009		1	44x135	3288
010		20	44x135	3288
011		2	44x135	3288
012		2	44x68	3288
014		1	44x135	1644
015		1	44x135	1644
016		1	44x135	1627
017		1	44x135	1627
018		1	44x135	1325
019		1	44x135	1325
020		1	44x135	1309
021		1	44x135	1309
022		2	44x135	1224
023		2	44x135	1216
024		2	44x135	1180
025		32	44x135	989
W1-1		1	44x343	4008
W2-1		1	44x343	4008
FBI1	FOUNDATION - FUNDAMENT - FONDATION (IMM) 	9	70x45	4758

Pos	Piece list - Stückliste - Liste des pieces 4415722	Stck Pcs.	Profil Profile (mm)	Länge Length (mm)
FBI2	FOUNDATION - FUNDAMENT - FONDATION (IMM) 	2	70x45	3898
FBI4	FOUNDATION - FUNDAMENT - FONDATION (IMM) 	5	70x45	528
FBI3	FOUNDATION - FUNDAMENT - FONDATION (IMM) 	1	70x45	313
EE1	TRAUFELEMENTESTÜTZEN - EAVES ELEMENT SUPPORT-SUPPORT D'ÉLÉMENT DE TOIT 	5	43x140	100
EL1	TRAUFELEMENTESTÜTZEN - EAVES ELEMENT SUPPORT-SUPPORT D'ÉLÉMENT DE TOIT 	7	45x45	175
ED2	COVERING BOARD - DECKBRETT - MADRIER DE COUVERTURE 	1	18x70	5080
ED3	COVERING BOARD - DECKBRETT - MADRIER DE COUVERTURE 	1	18x70	4940
ED1	COVERING BOARD - DECKBRETT - MADRIER DE COUVERTURE 	2	18x70	4073
RB1	ROOF BEAM - DACHBALKEN - PANNE DE TOIT 	4	43x140	5008
TB-1	LATTICE - SICHTSCHUTZZAUN-LA GRILLE DE BEAUTÉ 	2	70x715	2025
R-1	ROOF BOARDS - DACHBRETT - VOLIGES 88mm or-oder-ou114mm 	57+1 44+1	88x18 114x18	4010
F-1	FLOOR BOARDS-FUSSBODENBRETT-LAME DE PLANCHER 88mm or-oder-ou114mm 	46+1 35+1	88x18 114x18	2995
T-1	TERRASSENBRETT (IMM)-TERRACE BOARDS (IMM)-PLANCHER DE TERRASSE 	9+1	90x18	3910
T-2	TERRASSENBRETT (IMM)-TERRACE BOARDS (IMM)-PLANCHER DE TERRASSE 	43	90x18	820
FF-1	FLOOR FILLET-FUSSBODENLEISTE - CORNIERE DE FINITION DU PLANCHER 		18x35	16.0 J.M.
CL-1	CEILING FILLET - DECKELEISTE - PROFIL DE FINITION POUR SOUS PLAFOND 		18x35	16.0 J.M.
ES-1	ROOF EDGE REINFORCEMENT - DACHRANDVERSTÄRKUNG - CORNIERE DE RENFORT DE BORD DE TOIT 		30x40	10.0 J.M.
GS-1	ROOFING FELT FILLET - DACHPAPPENLEISTE - BAGUETTE DE FIXATION DU FEUTRE BITUMEUX 	1	18x70	5008
GB-1	EAVES ELEMENT - TRAUFELEMENTE-ÉLÉMENT DE TOIT ASSEMBLY REQUIRED-MONTAGE ERFORDERLICH-ASSEMBLAGE REQUIS 4107 	2	36x377	4096
EBP-1	EAVES ELEMENTBOARDS - TRAUFELEMENTEBRETT - TABLES D'ÉLÉMENTS DE TOIT 	6	18x120	4107
MB-1	MOUNTING BOARD-MONTAGEBRETT- PLANCHE DE MONTAGE  	12	70x18	377

Pos	Piece list - Stückliste - Liste des pieces 4415722	Stck Pcs.	Profil Profile (mm)	Länge Length (mm)
GB-2	EAVES ELEMENT - TRAUFELEMENTE-ÉLÉMENT DE TOIT ASSEMBLY REQUIRED-MONTAGE ERFORDERLICH-ASSEMBLAGE REQUIS  	1	36x377	5080
EBP-2	EAVES ELEMENTBOARDS - TRAUFELEMENTEBRETTER - TABLES D'ÉLÉMENTS DE TOIT  	3	18x120	5080
MB-1	MOUNTIG BOARD-MONTAGEBRETTER- PLANCHE DE MONTAGE   	8	70x18	377
GB-3	EAVES ELEMENT - TRAUFELEMENTE-ÉLÉMENT DE TOIT ASSEMBLY REQUIRED-MONTAGE ERFORDERLICH-ASSEMBLAGE REQUIS  	1	36x377	5080
EBP-3	EAVES ELEMENTBOARDS - TRAUFELEMENTEBRETTER - TABLES D'ÉLÉMENTS DE TOIT  	3	18x120	5080
MB-2	MOUNTIG BOARD-MONTAGEBRETTER- PLANCHE DE MONTAGE   	7	70x18	377
SH	HAMMER BLOCK - SCHLAGHOLZ - CALLE DE FRAPPE  	2		
AB	ERHEBEN - UPLIFT-SOULÈVEMENT  	2	30X30X15	
SJ-1	TREADED ROD M10 - GEWINDESTANGE M10 - TIGE FILETÉE M10  	2		2300
SJ-2	TREADED ROD M10 - GEWINDESTANGE M10 - TIGE FILETÉE M10  	2		2320
LD	HOLE COVER-LOCH DECKEN-COUVERCLE DE TROU  	2		
NRK	METAL CORNER - METALLWINKEL - CORNIERE EN MÉTAL  	14	90X90X40	
SC	SLIDING WALL TIE - SCHIEBEREGLER FÜR WAND - EQUERRE MÉTALLIQUE DE FIXATION DU PARAVENT  	4	35X35X130	
KL	PLAIN WASHER FOR SLIDING WALL TIE - UNTERLEGSCHIEBE FÜR WAND SCHIEBEREGLER - RONDELLE POUR SABOT MÉTALLIQUE / SC  	4	M16X8	
HS	SCREWS FOR STEEL CORNER-SCHRAUBEN FÜR STAHL ECKE- VIS POUR COIN EN MÉTAL/SC  	4	Ø6X40	
HS	SCREWS FOR STEEL CORNER-SCHRAUBEN FÜR STAHL ECKE- VIS POUR COIN EN MÉTAL/SC  	8	Ø3.5X35	
HS	SCREWS FOR NRK -SCHRAUBEN FÜR NRK - VIS POUR NRK  	28	Ø3.5X35	
HS	SCREWS FOR MOUNTIG BOARD-SCHRAUBEN FÜR MONTAGEBRETTER - VIS POUR COIN PLANCHE DE MONTAGE / MB1  	120	Ø3.5X35	
HS	SCREWS FOR NRK -SCHRAUBEN FÜR NRK - VIS POUR NRK  	14	Ø4.5X45	
Name-Name-Nom 4415722		Date-Datum-Date 07.01.2022	Page-Seite-Page 3/5	

Pos	Piece list - Stückliste - Liste des pieces 4415722		Stck Pcs.	Profil Profile (mm)	Länge Length (mm)
HS	SCREWS FOR EAVES STRIPS - SCHRAUBEN FÜR TRAUFELEISTE - VIS POUR BANDES D'AVANT-TOUT / ES		28	Ø4.5X45	
HS	SCREW FOR COVERING BOARD-SCHRAUBEN FÜR DECKBRETT-VIS POUR - MADRIER DE COUVERTURE / ED		36	Ø4.5X45	
HS	SCREWS FOR GABLE COVER STRIPS-SCHRAUBEN FÜR GIEBELDECKLEISTEN- VIS POUR BAGUETTE DE FIXATION DU FEUTRE BITUMEUX / GS		10	Ø4.5X45	
HS	SCREWS FOR EAVES ELEMENT - SCHRAUBEN FÜR TRAUFELEMENTE - VIS POUR ÉLÉMENT DE TOIT / GB		8	Ø4.5X50	
HS	SCREWS FOR EBP-3 -SCHRAUBEN FÜR EBP-3 - VIS POUR EBP-3		42	Ø4.5X50	
HS	SCREW FOR FIXING WINDOW-SCHRAUBEN FÜR VERBINDUNGSSCHRAUBEN FENSTER- VIS DE FIXATION DE FENETRE		16	Ø4.5X50	
HS	SCREWS FOR MOUNTIG BOARD-SCHRAUBEN FÜR MONTAGEBRETTER - VIS POUR COIN PLANCHE DE MONTAGE / MB2		14	Ø4.5X50	
HS	SCREWS FOR PARAPET SUPPORT - SCHRAUBEN FÜR BLENDENSTÜTZEN - VIS POUR SUPPORT D'ÉLÉMENT DE TOIT / EL		21	Ø4.5X50	
HS	SCREWS FOR LATTICE-SCHRAUBEN FÜR SICHTSCHUTZZAUN- VIS POUR LA GRILLE DE BEAUTÉ / TB		2	Ø4.5X90	
HS	SCREWS FOR EAVES ELEMENT - SCHRAUBEN FÜR TRAUFELEMENTE - VIS POUR ÉLÉMENT DE TOIT / GB		42	Ø4.5X90	
HS	SCREW FOR 1. WALL BEAM - SCHRAUBE FÜR 1. BOHLENREIHE - VIS DE FIXATION DES FONDATIONS		8	Ø5.0X120	
HS	SCREW FOR FUNDAMENT - SCHRAUBEN ZUR BEFESTIGUNG FUNDAMENT VIS POUR FONDATION / FBI		68	Ø5.0X120	
HS	SCREWS FOR PARAPET SUPPORT - SCHRAUBEN FÜR BLENDENSTÜTZEN - VIS POUR SUPPORT D'ÉLÉMENT DE TOIT / EE		10	Ø5.0X120	
HS	SCREW FOR ROOF BEAMS - SCHRAUBEN FÜR DACHBALKEN - VIS POUR PANNE DE TOIT / RB		12	Ø6X160	
NF	ZN NAIL FOR ROOF - ZN NÄGEL FÜR DACHBRETTER - POINTE POUR TOIT /R		616	Ø2.5X60	
NF	ZN NAIL FOR FLOOR - ZN NÄGEL FÜR FUSSBODENBRETTER - CLOUS POUR PLANCHER /F		420	Ø2.5X60	
NF	NAIL FOR TERRACE - NÄGEL FÜR TERRASSENBRETTER - POUR PLANCHER DE TERRASSE / T		742	Ø2.5X60	
NF	ZN NAIL FOR CEILINGFILLETS - ZN NÄGEL FÜR DECKENLEISTEN - POINTE POUR CORNIERE / CL		30	Ø2X40	
NF	ZN NAIL FOR FLOOR FILLETS - ZN NÄGEL FÜR FUSSBODENLEISTEN - POINTE POUR PANNEAUX DE PLANCHER / FF		30	Ø2X40	
	WINDOW-FENSTER-FENETRE, AST PRE FIXED/FESTSTEHEND/PAS D'OUVERTURE		1	Ø910	
	