

02

accessories free standing
accessories accesorios
complementos

2015

COSMIC


De las formas **arquitectónicas** surgen multitud de piezas que destacan por su **resistencia**. Colección completa de accesorios con un diseño **atemporal** y **elegante**.

*A multitude of pieces come out of **architectonic** forms that dominate with their **resistance**. A comprehensive collection of accessories with a **timeless** and **elegant** design.*

archi tect

DESIGN BY COSMIC STUDIO

architect



Acabados
Finishes
Finitions
Finiture
Acabamentos
Oberflächen
Afwerkingen



Cromo
Chrome
Chromé
Cromo
Cromo
Chrom
Verchromd

FIJACIÓN TRADICIONAL TRADITIONAL FIXING

225 01 21

COLECCIÓN / COLLECTION / COLLECTION / COLLEZIONE / COLEÇÃO / KOLLEKTION / COLLECTIE

ACABADOS / FINISHES / FINITIONS / FINITURE / ACABAMENTOS / OBERFLÄCHEN / AFWERKINGEN

MODELO / TYPE / MODÈLE / MODEL / MODELO / MODELL / MODEL

SISTEMA DUAL DUAL SYSTEM

225 01 21 D

COLECCIÓN / COLLECTION / COLLECTION / COLLEZIONE / COLEÇÃO / KOLLEKTION / COLLECTIE

ACABADOS / FINISHES / FINITIONS / FINITURE / ACABAMENTOS / OBERFLÄCHEN / AFWERKINGEN

MODELO / TYPE / MODÈLE / MODEL / MODELO / MODELL / MODEL

SISTEMA DUAL / DUAL SYSTEM / SYSTÈME DUAL / SISTEMA DOPPIO / SISTEMA DUAL / DUALES SYSTEM / DUAL SYSTEM

10
AÑOS
GARANTÍA
YEARS
GUARANTEE
COSMIC



Carga estática
de más de 25 KG

*Static load
of over 25 kg*



Resistente
a impactos

*Impact
resistance*




Montaje sin ruido
fácil y rápido

*Quick, easy,
silent installation*



Removable

Removable



Efectivo en diferentes
superficies*

*Works with
different surfaces**

Características

Fácil instalación: tornillo de doble paso.
Fijaciones ocultas. Anticorrosión.

Features

*Easy installation: double pitch screw.
Hidden attachments. Anti-corrosion.*

Caractéristiques :

Facile installation: vis à double pas.
Fixations occultes. Anti-corrosion.

Caratteristiche:

*Facile installazione: vite a doppio passo.
Fissaggio nascosto. Anticorrosivo.*

Características:

Fácil instalação: parafuso de dupla
passagem. Fixações ocultas.
Anti-corrosão.

Eigenschaften:

*Einfache montage: doppel-pass-schraube.
Unsichtbare Befestigungen. Korrosionsschutz.*

Kenmerken:

Eenvoudig te monteren: schroef met
dubbele draad. Verborgene bevestigingen.
Corrosiewerend.

Sistema Dual

La colección Architect presenta como novedad el sistema de instalación dual, que permite sujetar los accesorios de baño con y sin taladros. Con el adhesivo Smart-fix, elaborado en exclusiva para la firma, se facilita el montaje sin la necesidad de hacer agujeros en la pared.

Dual System

Our updated Architect collection now includes a dual installation system for installing bathroom accessories with or without a drill. Smart-fix adhesive, designed exclusively for our firm, means that bathroom accessories can be installed without drilling holes in the wall.

Système Dual

La collection Architect présente comme nouveauté le système d'installation double, qui permet de fixer les accessoires de bain avec ou sans perceuse. Grâce à l'adhésif Smart-fix, conçu exclusivement pour notre marque, le montage est plus simple car vous n'avez plus besoin de faire des trous.

Sistema Doppio

La collezione Architect presenta la novità del doppio sistema di fissaggio, che consente il montaggio degli accessori del bagno con e senza il ricorso al trapano. Grazie all'adesivo Smart-fix, studiato appositamente per il marchio, il montaggio è facilitato e non c'è bisogno di praticare fori nella parete.

Sistema Dual

A coleção Architect apresenta o sistema de instalação dual, que permite fixar os acessórios de banho com e sem furos. Com o adesivo Smart-fix, desenvolvido exclusivamente para a empresa, a montagem é facilitada sem a necessidade de fazer furos na parede.

Duales System



Die Kollektion Architect präsentiert als Neuheit das duale Installationssystem, mit dem Badezimmeraccessoires mit oder ohne Bohrlöcher befestigt werden können. Mit dem Klebstoff Smart-fix, der exklusiv für die Firma entwickelt wurde, erfolgt die Montage einfach und ohne störende Bohrlöcher in der Wand.

Dual System

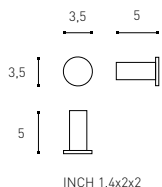
De Architect-collectie presenteert het nieuwe dual-installatiesysteem waarmee badkameraccessoires met of zonder boren kunnen worden bevestigd. Met Smart-fix kleefmiddel, dat exclusief voor de firma ontwikkeld is, wordt de montage eenvoudiger, zonder dat er gaten in de muur hoeven te worden gemaakt.

* Cerámica, porcelana, materiales vitrificados o mármoles compactos, e incluso superficies con una rugosidad de hasta 0,5 milímetros de espesor.

* Ceramic, porcelain, glazed surfaces, compact marble, even surfaces with roughness up to 0.5 mm thickness.

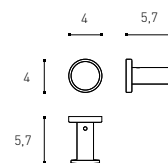


architect



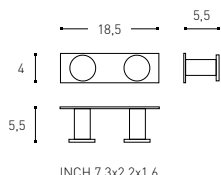
INCH 1.4x2x2

- COLGADOR
 - HANGER
 - PATÈRE
 - APPENDINO
 - CABIDE
 - HAKEN
 - KLEERHAAK
- 205 01 21**



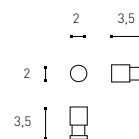
INCH 1.6x2.2x2.2

- COLGADOR
 - HANGER
 - PATÈRE
 - APPENDINO
 - CABIDE
 - HAKEN
 - KLEERHAAK
- NEW 205 01 21 D**



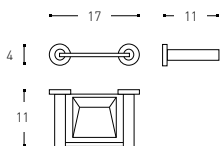
INCH 7.3x2.2x1.6

- ○ COLGADOR DOBLE
 - DOUBLE HANGER
 - PATÈRE DOUBLE
 - APPENDINO DOPPIO
 - CABIDE DUPLO
 - DOPPELTER HAKEN
 - DUBBELE KLEERHAAK
- 205 01 22**



INCH 0.8x1.4x1.4

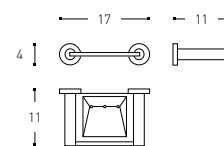
- PORTAGUANTES
 - HANGER
 - PATÈRE
 - APPENDINO
 - PORTA-LUVAS
 - HAKEN
 - KLEERHAAK
- 205 01 20**



INCH 6.7x4.3x1.6

- ○ JABONERA
 - SOAP DISH
 - PORTE-SAVON
 - PORTASAPONE
 - SABONETEIRA
 - SEIFENSCHALE
 - ZEEPBAKJE
- 205 01 32**

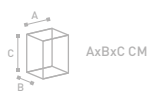
NEW 205 01 32 D

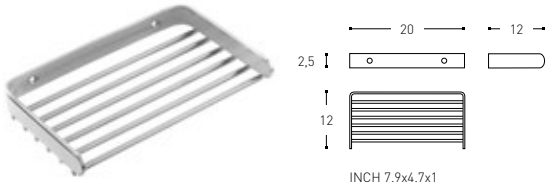


INCH 6.7x4.3x1.6

- ○ JABONERA BAÑERA
 - SOAP DISH BATHTUB
 - PORTE - SAVON BAIGNOIRE
 - PORTASAPONE VASCA
 - SABONETEIRA BANHEIRA
 - SEIFENSCHALE FÜR BADEWANNE
 - BADZEEPBAKJE
- 205 01 33**

NEW 205 01 33 D

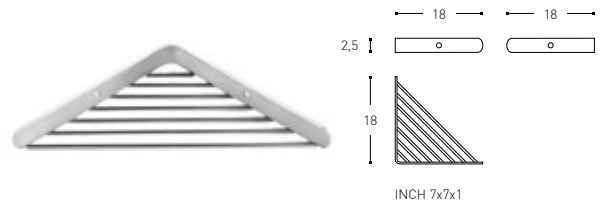




INCH 7.9x4.7x1

- JABONERA REJILLA
- GRILLE SOAP DISH
- PORTE SAVON GRILLE
- PORTASAPONE GRIGLIA
- SABONETEIRA GRELHA
- GITTERSEIFENSCHALE
- ZEEPBAKJE ROOSTER

290 02 39



INCH 7x7x1

- JABONERA REJILLA RINCÓN
- GRILLE CORNER SOAP DISH
- PORTE - SAVON GRILLE D'ANGLE
- PORTASAPONE GRIGLIA ANGOLO
- SABONETEIRA GRELHA DE CANTO
- GITTERECKSEIFENSCHALE
- ZEEPBAKJE ROOSTER - EN HOEKVORM

290 02 30



INCH 6.7x4.3x3.9

- PORTAVASO
- GLASS HOLDER
- PORTE - VERRE
- PORTABICCHIERE
- PORTA - COPO
- GLASHALTER
- BEKERHOUDER

205 01 52

NEW 205 01 52 D



INCH 2.4x2.4x5.3

- PORTACEPILLOS ENCIMERA
- FREE STANDING BRUSH-HOLDER
- PORTE-BROSSE À DENTS À POSER
- PORTASPAZZOLINI DA APPOGGIO
- PORTA-ESCOVA DE DENTES DE BANCADA
- ZAHNBÜRSTENHALTER FÜR AUFLAGE
- TANDENBORSTELHOUDER VOOR BLAD

205 01 51



INCH 2.4x3.4x5.3

- PORTACEPILLOS
- BRUSH-HOLDER
- PORTE-BROSSE À DENTS
- PORTASPAZZOLINI
- PORTA-ESCOVA DE DENTES
- ZAHNBÜRSTENHALTER
- TANDENBORSTELHOUDER

205 01 53

NEW 205 01 53 D

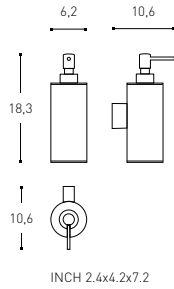


INCH 2.4x3.2x7.2

- DOSIFICADOR ENCIMERA
- FREE STANDING SOAP DISPENSER
- PORTE-SAVON LIQUIDE À POSER
- DISPENSER DA APPOGGIO
- DISPENSADOR SABONETE DE BANCADA
- AUFLAGESEIFENSPENDER
- DOSEERDER VOOR BLAD

205 01 04

architect

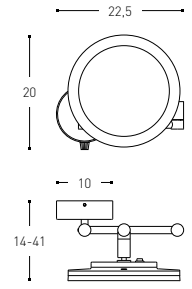


INCH 2.4x4.2x7.2

- DOSIFICADOR
- SOAP DISPENSER
- PORTE-SAVON LIQUIDE
- DISPENSER
- DISPENSADOR SABONETE
- SEIFENSPENDER
- DOSEERDER

205 01 03

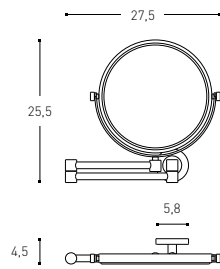
NEW 205 01 03 D



INCH 8.8(3.9)x5.5-16.1x7.9

- ▲ ◆ ESPEJO AUMENTO (X3) LED
- MAGNIFYING MIRROR (X3) LED
- MIROIR GROSSISSANT (x3) LED
- SPECCHIO AUMENTO (X3) LED
- ESPELHO AUMENTO (X3) LED
- VERGRÖSSERUNGSSPIEGEL (x3) LED
- VERGROOTSPIEGEL (X3) LED

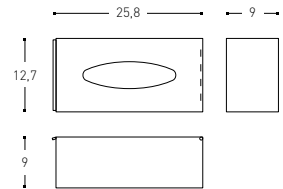
205 01 83



INCH 10.8(2.3)x1.8x10

- ▲ ◆ ESPEJO AUMENTO (X3)
- MAGNIFYING MIRROR (X3)
- MIROIR GROSSISSANT (x3)
- SPECCHIO AUMENTO (X3)
- ESPELHO AUMENTO (X3)
- VERGRÖSSERUNGSSPIEGEL (x3)
- VERGROOTSPIEGEL (X3)

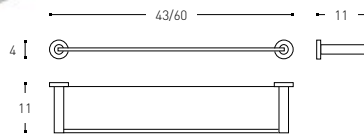
205 01 84



INCH 10.1x3.5x5

- CAJA KLEENEX
- TISSUE BOX
- BOÎTE KLEENEX
- COFANETTO KLEENEX
- CAIXA PARA LENÇOS DE PAPEL
- KLEENEX-BOX
- TISSUE DOOS

NEW 290 02 20



INCH 16.9/23.6x4.3x1.6

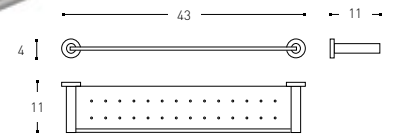
- ◆ ESTANTE VIDRIO
- GLASS FLAT SHELF
- TABLETTE VERRE
- MENSOLA VETRO
- PRATELEIRA VIDRO
- GLASABLAGE
- GLAZEN REK

205 01 44 43 CM / INCH 16.9

NEW 205 01 44 D 43 CM / INCH 16.9

205 01 45 60 CM / INCH 23.6

NEW 205 01 45 D 60 CM / INCH 23.6

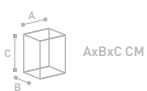


INCH 16.9x4.3x1.6

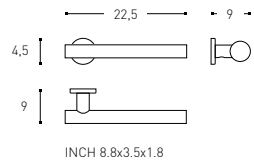
- ○ ESTANTE INOX
- STAINLESS STEEL FLAT SHELF
- TABLETTE INOX
- MENSOLA INOX
- PRATELEIRA INOX
- EDELSTAHLABLAGE
- ROESTVRIJ STAAL REK

205 01 46

NEW 205 01 46 D



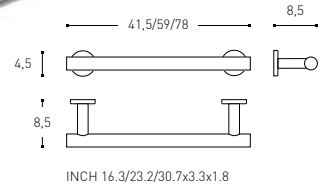
AxBxC CM



- TOALLERO
- TOWEL RACK
- PORTE - SERVIETTE
- PORTASALVIETTE
- TOALHEIRO
- HANDTUCHSTANGE
- HANDDOEKHOUDER

205 01 67

NEW 205 01 67 D



- TOALLERO
- TOWEL RACK
- PORTE - SERVIETTE
- PORTASALVIETTE
- TOALHEIRO
- HANDTUCHSTANGE
- HANDDOEKHOUDER

205 01 64 41,5 CM / INCH 16.3

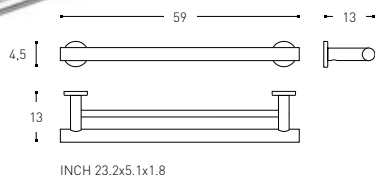

NEW 205 01 64 D 41,5 CM / INCH 16.3

205 01 65 59 CM / INCH 23.2

NEW 205 01 65 D 59 CM / INCH 23.2

205 01 66 78 CM / INCH 30.7

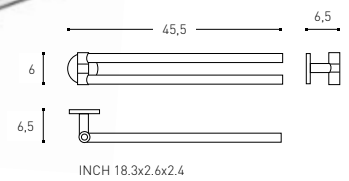
NEW 205 01 66 D 78 CM / INCH 30.7



- TOALLERO DOBLE
- DOUBLE TOWEL RACK
- PORTE - SERVIETTE DOUBLE
- PORTASALVIETTE DOPPIO
- TOALHEIRO DUPLO
- DOPPELTE HANDTUCHSTANGE
- DUBBELE HANDDOEKHOUDER

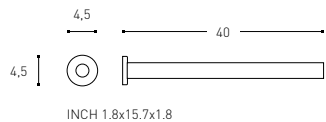
205 01 61

NEW 205 01 61 D



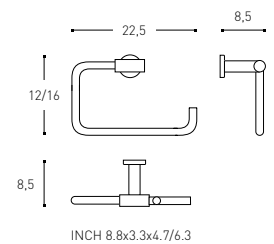
- TOALLERO GIRATORIO DOBLE
- DOUBLE SWIVEL TOWEL RACK
- PORTE - SERVIETTE PIVOTANT DOUBLE
- PORTASALVIETTE A SNODO DOPPIO
- TOALHEIRO GIRATORIO DUPLO
- DOPPELTE HANDTUCHSTANGE SCHWENKBAR
- DUBBELE HANDDOEKHOUDER DRAAIBAAR

240 01 75



- TOALLERO
- TOWEL RACK
- PORTE - SERVIETTE
- PORTASALVIETTE
- TOALHEIRO
- HANDTUCHSTANGE
- HANDDOEKHOUDER

205 01 69



- TOALLERO ARO
- TOWEL RING
- PORTE - SERVIETTE ANNEAU
- PORTASALVIETTE ANELLO
- TOALHEIRO ARGOLA
- HANDTUCHRING
- HANDDOEKRING

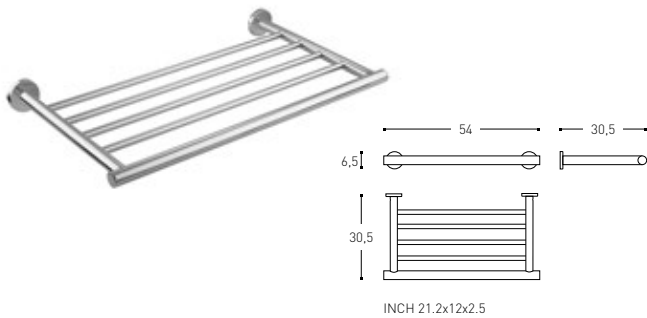
205 01 71 12 CM / INCH 4.7

NEW 205 01 71 D 12 CM / INCH 4.7

205 01 72 16 CM / INCH 6.3

NEW 205 01 72 D 16 CM / INCH 6.3

architect

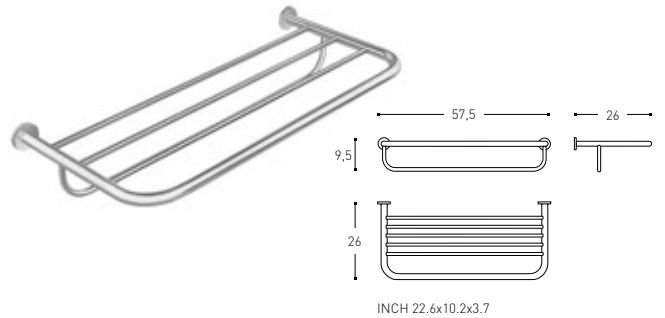


TOALLERO ESTANTE
BRACKET - SHELF TOWEL RACK
PORTE - LINGE DE BAIN
PORTASALVIETTE MENSOLA
TOALHEIRO PRATELEIRA
HANDTUCHABLAGE
HANDDOEKREK

205 01 68

NEW 205 01 68 D

INCH 21.2x12x2.5

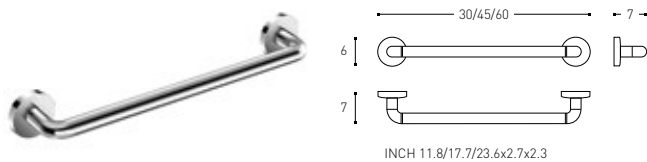


TOALLERO ESTANTE
BRACKET - SHELF TOWEL RACK
PORTE - LINGE DE BAIN
PORTASALVIETTE MENSOLA
TOALHEIRO PRATELEIRA
HANDTUCHABLAGE
HANDDOEKREK

290 01 68

NEW 290 01 68 D

INCH 22.6x10.2x3.7



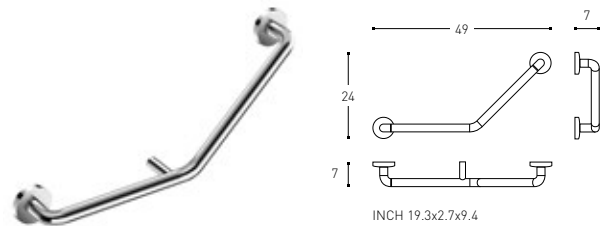
ASA BAÑERA
GRAB BAR
POIGNÉE BAIGNOIRE
MANIGLIA VASCA
ASA BANHEIRA
WANNENGRIF
BADRAIL

290 02 10 30 CM / INCH 11.8

290 02 11 45 CM / INCH 17.7

290 02 12 60 CM / INCH 23.6

INCH 11.8/17.7/23.6x2.7x2.3

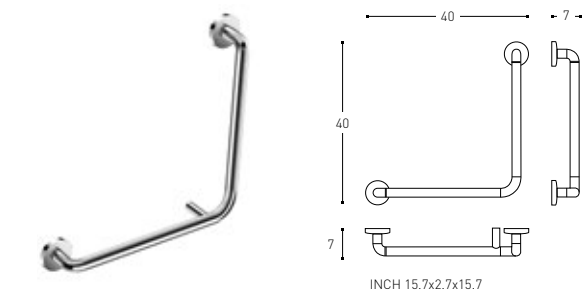


ASA BAÑERA 135°
135° GRAB BAR
POIGNÉE BAIGNOIRE 135°
MANIGLIA VASCA 135°
ASA BANHEIRA 135°
WANNENGRIF 135°
BADRAIL 135°

290 02 13 DERECHA / RIGHT

290 02 14 IZQUIERDA / LEFT

INCH 19.3x2.7x9.4

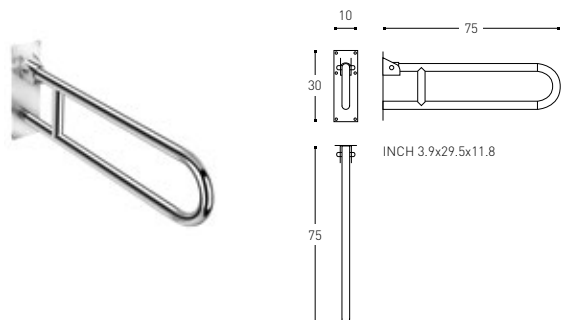


ASA BAÑERA 90°
90° GRAB BAR
POIGNÉE BAIGNOIRE 90°
MANIGLIA VASCA 90°
ASA BANHEIRA 90°
WANNENGRIF 90°
BADRAIL 90°

290 02 15 DERECHA / RIGHT

290 02 16 IZQUIERDA / LEFT

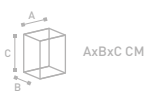
INCH 15.7x2.7x15.7



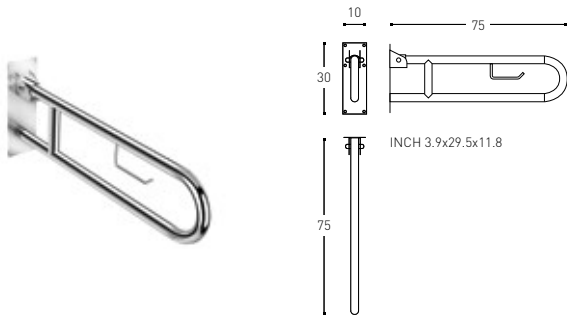
ASA ABATIBLE
HINGED GRAB BAR
BARRE D'APPUI RELEVABLE
ASTA MOBILE PER DISABILI
BARRA BASCULANTE
KLAPPBARE HALTESCHIENE
OPKLAPBARE BEUGEL

290 02 17

INCH 3.9x29.5x11.8

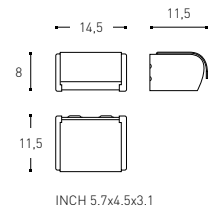


AxBxC CM



- ASA ABATIBLE CON PORTARROLLOS
HINGED GRAB BAR WITH PAPER HOLDER
BARRE D'APPUI RELEVABLE AVEC PORTEROLEAUX
ASTA MOBILE PER DISABILI CON PORTAROTOLO
BARRA BASCULANTE COM PORTA ROLOS
KLAPPBARE HALTESCHIENE MIT ROLLENHALTER
OPKLAPBARE BEUGEL MET WC-ROLHOUDER

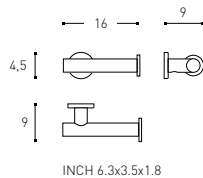
290 02 18



- PORTAPAPEL CON TAPA
PAPER HOLDER WITH COVER
PORTE - ROULEAUX COUVERT
PORTAROTOLO CON COPERCHIO
PORTA - ROLO COM TAMPA
ROLLENHALTER MIT DECKEL
TOILETROLHOUDER MET KLEP

205 01 59

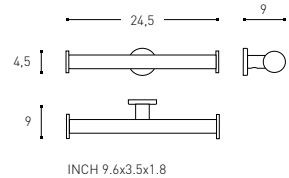
NEW 205 01 59 D*



- PORTAPAPEL SIN TAPA
PAPER HOLDER WITHOUT COVER
PORTE - ROULEAUX SANS COUVERCLE
PORTAROTOLO SENZA COPERCHIO
PORTA - ROLO SEM TAMPA
ROLLENHALTER OHNE DECKEL
TOILETROLHOUDER ZONDER KLEP

205 01 58

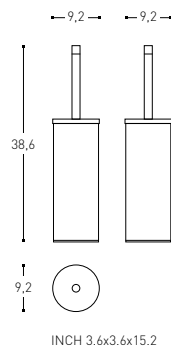
NEW 205 01 58 D



- PORTAPAPEL DOBLE SIN TAPA
DOUBLE PAPER HOLDER WITHOUT COVER
PORTE - ROULEAUX DOUBLE SANS COUVERCLE
PORTAROTOLO DOPPIO SENZA COPERCHIO
PORTA - ROLO DUPLO SEM TAMPA
DOPPELTER ROLLENHALTER OHNE DECKEL
DUBBELE TOILETROLHOUDER ZONDER KLEP

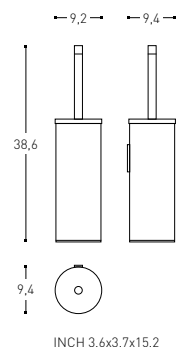
205 01 57

NEW 205 01 57 D



- ESCOBILLERO SUELO
FLOOR TOILET BRUSH
PORTE-BALAYETTE SOL
PORTASCPINO A TERRA
PORTA-PIACABA SOLO
TOILETTENBÜRSTENHALTER BODEN
WC-BORSTELHOUDER VLOER

NEW 290 02 24



- ESCOBILLERO
TOILET BRUSH
PORTE-BALAYETTE
PORTASCPINO
PORTA-PIACABA
TOILETTENBÜRSTENHALTER
WC-BORSTELHOUDER

NEW 290 02 23

* SISTEMA FIJACIÓN ADHESIVO 3M
3M ADHESIVE MOUNTING SYSTEM
SYSTÈME DE FIXATION ADHÉSIF 3M
SISTEMA DI FISSAGGIO CON BIADESIVO 3M
SISTEMA DE FIXAÇÃO ADESIVO 3M
KLEBEBEFESTIGUNGSSYSTEM 3M
INSTALLATIE SYSTEEM MET PLAKBAND 3M

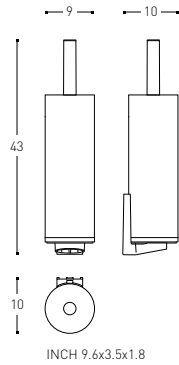
architect



ESCOBILLERO SUELO / PARED
TOILET BRUSH FLOOR / WALL
PORTE - BALAYETTE SOL / MURO
PORTASCOPINO A TERRA / MURO
PORTA - PIACABA SOLO / PAREDE
TOILETTENBÜRSTENHALTER BODEN / WAND
WC - BORSTELHOUDER VLOER / MUUR

251 01 00

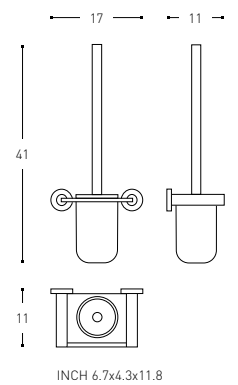
NEW 251 01 00 D



ESCOBILLERO
TOILET BRUSH
PORTE - BALAYETTE
PORTASCOPINO
PORTA - PIACABA
TOILETTENBÜRSTENHALTER
WC-BORSTELHOUDER

205 01 00

NEW 205 01 00 D

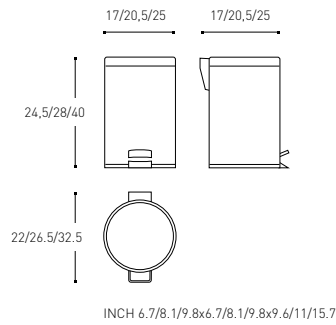


PAPELERA
WASTEBIN
POUBELLE
GETTACARTA
BALDE
ABFALLBEHÄLTER
PAPIERMAND

290 07 02 3 L.


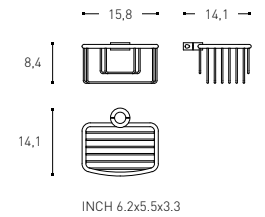
290 07 03 5 L.

290 07 04 12 L.



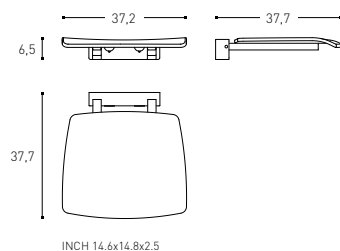
CONTAINER PARA BARRA DUCHA
BASKET FOR SHOWER BAR
PANIER POUR BARRE DE DOUCHE
CESTINO PER ASTA SALISCENTI PER DOCCIA
CONTÈNER PARA BARRA DE DUCHE
SEIFENKORB FÜR DUSCHSTANGE
REKJE VOOR DOUCHE STAAN

290 01 33



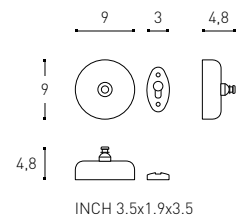
ASIENTO DUCHA
SHOWER SEAT
BANQUETTE POUR DOUCHE
SGABELLO PER DOCCIA
ASSENTO DUCHE
SITZ FÜR DUSCH
WANDZIT VOOR DOUCHE

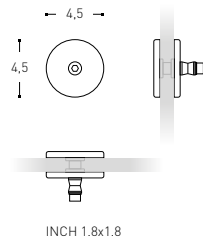
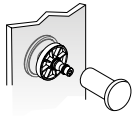
290 06 34



TENDEDERO EXTENSIBLE
EXTENSIBLE CLOTHE-LINE
FIL À LINGE EXTENSIBLE
FILO ESTENSIBILE
ESTENDAL EXTENSIVEL
AUSZIEHBARE WÄSCHELEINE
UITSCHUIFBARE WASLIJN

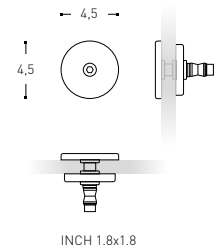

290 02 19





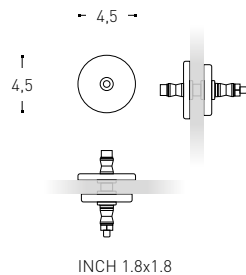
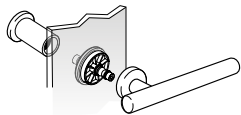
SOPORTE MAMPARA PARA COLGADOR
 GLASS SHOWER ENCLOSURE HOLDER FOR HOOK
 SUPPORT PAROI DE DOUCHE POUR PATÈRE
 SUPPORTO PORTA DOCCIA PER APPENDINO
 SUPORTE DIVISÓRIA PARA CABIDE
 HALTERUNG DUSCHABTRENNUNG FÜR HAKEN
 MUURBEUGEL DOUCHESCHERM VOOR HAKEN

205 01 41



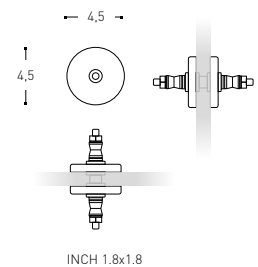
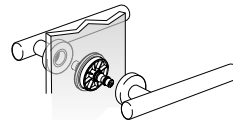
SOPORTE MAMPARA PARA TOALLERO
 GLASS SHOWER ENCLOSURE HOLDER FOR TOWEL BAR
 SUPPORT PAROI DE DOUCHE POUR PORTE-SERVIETTE
 SUPPORTO PORTA DOCCIA PER PORTASALVIETTE
 SUPORTE DIVISÓRIA PARA TOALHEIRO
 HALTERUNG DUSCHABTRENNUNG FÜR HANDTUCHSTANGE
 MUURBEUGEL DOUCHESCHERM VOOR HANDDOEKSTANG

205 01 40



SOPORTE MAMPARA PARA TOALLERO / COLGADOR
 GLASS SHOWER ENCLOSURE HOLDER FOR TOWEL BAR / HOOK
 SUPPORT PAROI DE DOUCHE POUR PORTE-SERVIETTE / PATÈRE
 SUPPORTO PORTA DOCCIA PER PORTASALVIETTE / APPENDINO
 SUPORTE DIVISÓRIA PARA TOALHEIRO / CABIDE
 HALTERUNG DUSCHABTRENNUNG FÜR HANDTUCHSTANGE / HAKEN
 MUURBEUGEL DOUCHESCHERM VOOR HANDDOEKSTANG / HAKEN

205 01 38



SOPORTE MAMPARA PARA TOALLERO / TOALLERO
 GLASS SHOWER ENCLOSURE HOLDER FOR TOWEL BAR / TOWEL BAR
 SUPPORT PAROI DE DOUCHE POUR PORTE-SERVIETTE / PORTE-SERVIETTE
 SUPPORTO PORTA DOCCIA PER PORTASALVIETTE / PORTASALVIETTE
 SUPORTE DIVISÓRIA PARA TOALHEIRO / TOALHEIRO
 HALTERUNG DUSCHABTRENNUNG FÜR HANDTUCHSTANGE / HANDTUCHSTANGE
 MUURBEUGEL DOUCHESCHERM VOOR HANDDOEKSTANG / HANDDOEKSTANG

205 01 42

architect

recambios spare parts pièces détachées ricambi peças de reposição ersatzteile reserveonderdelen

SOPORTE PARED COLGADOR / WALL MOUNTING SET HOOK / KIT FIXATION MURALE PATÈRE / ACCESSORIO FISSAGGIO A MURO APPENDINO / CONJUNTO SUPORTE PAREDE CABIDE / WANDFIXIERUNGSSSE HAKEN / MONTAGESSET WAND KLEDINGHAAK

341 06 71

RECAMBIO DE / SPARE PART OF / PIÈCE DÉTACHÉE DE / RICAMBIO DI / PEÇA DE REPOSIÇÃO DE / ERSATZTEIL FÜR / ONDERDEEL VAN 2050121

ACCESORIO SUJECIÓN PARED / WALL MOUNTING SET / KIT FIXATION MURALE / ACCESSORIO FISSAGGIO MURO / CONJUNTO FIXAÇÃO PAREDE / WANDFIXIERUNGSSSET / MONTAGESSET WAND

341 06 63

RECAMBIO DE / SPARE PART OF / PIÈCE DÉTACHÉE DE / RICAMBIO DI / PEÇA DE REPOSIÇÃO DE / ERSATZTEIL FÜR / ONDERDEEL VAN 2050121D, 2050157D, 2050158D, 2050161D, 2050164D, 2050165D, 2050166D, 2050167D, 2050171D

SOPORTE PARED JABONERA, PORTAVASO, ESTANTE, ESCOBILLERO / WALL MOUNTING SET SOAP DISH, GLASS, BRUSH-HOLDER, TOILET BRUSH / KIT FIXATION MURALE PORTE-SAVON, PORTE-BROSSE, VERRE, PORTE-BALAY / ACCESSORIO FISSAGGIO A MURO PORTASAP, PORTASPAZZO, BICCHIE, PORTASC. / CONJUNTO SUPORTE PAREDE SABONETEIRA, PORTA-COPPO, PORTA-PIAÇABA / WANDFIXIERUNGSSSE EIFENSCHALE, ZAHNBÜRSTENHALTER, BECHER, TOILETTENBÜR / MONTAGESSET WAND ZEEPBAKJE, BEKERHOUDER, WC-BORSTELHOUDER

341 06 67

RECAMBIO DE / SPARE PART OF / PIÈCE DÉTACHÉE DE / RICAMBIO DI / PEÇA DE REPOSIÇÃO DE / ERSATZTEIL FÜR / ONDERDEEL VAN 2050100D, 2050132D, 2050133D, 2050144D, 2050145D, 2050146D, 2050152D

SOPORTE PARED DOSIFICADOR Y VASO / WALL MOUNTING SET SOAP DISPENSER, TUMBLER / KIT FIXATION MURALE PORTE-SAVON LIQUIDE, VERRE / ACCESSORIO FISSAGGIO A MURO DISPENSER, BICCHIERE / CONJUNTO SUPORTE PAREDE DOSEADOR SABONETE, COPO / WANDFIXIERUNGSSSE EIFENSPENDER, ZAHNPUTZBECHER / MONTAGESSET WAND DOSEERDER, BEKER

341 06 73

RECAMBIO DE / SPARE PART OF / PIÈCE DÉTACHÉE DE / RICAMBIO DI / PEÇA DE REPOSIÇÃO DE / ERSATZTEIL FÜR / ONDERDEEL VAN 2050103D, 2050153D

ACCESORIO SUJECIÓN PARED / WALL MOUNTING SET / KIT FIXATION MURALE / ACCESSORIO FISSAGGIO MURO / CONJUNTO FIXAÇÃO PAREDE / WANDFIXIERUNGSSSET / MONTAGESSET WAND

341 06 14 Cromo / Chrome / Chrome / Cromo / Cromo / Chrom / Verchromd
RECAMBIO DE / SPARE PART OF / PIÈCE DÉTACHÉE DE / RICAMBIO DI / PEÇA DE REPOSIÇÃO DE / ERSATZTEIL FÜR / ONDERDEEL VAN 2400175, 2050169

341 06 69

RECAMBIO DE / SPARE PART OF / PIÈCE DÉTACHÉE DE / RICAMBIO DI / PEÇA DE REPOSIÇÃO DE / ERSATZTEIL FÜR / ONDERDEEL VAN 2050168D, 2900168D

341 06 63

RECAMBIO DE / SPARE PART OF / PIÈCE DÉTACHÉE DE / RICAMBIO DI / PEÇA DE REPOSIÇÃO DE / ERSATZTEIL FÜR / ONDERDEEL VAN 2050168, 2050169

ACCESORIO SOPORTE PARED DOBLE ASA / GRAB BAR DOUBLE WALL SUPPORT SET / SUPPORT MURAL DOUBLE POIGNÉE / ACCESSORIO SUPPORTO A MURO DOPPIO MANIGLIA VASCA / CONJUNTO SUPORTE PAREDE DUPLO ASA BANHEIRA / DOPPELTHE WANDFIXIERUNG FÜR WANNENGRIF / DUBBELE MONTAGESSET WAND VAN BADRAIL

341 06 32

RECAMBIO DE / SPARE PART OF / PIÈCE DÉTACHÉE DE / RICAMBIO DI / PEÇA DE REPOSIÇÃO DE / ERSATZTEIL FÜR / ONDERDEEL VAN 2900210, 2900211, 2900212, 2900213, 2900214, 2900215, 2900216

CONJUNTO SUJECIÓN PARED ASA / GRAB BAR MOUNTING SET / KIT FIXATION MURALE POIGNÉE / KIT FISSAGGIO A MURO MANIGLIA VASCA / CONJUNTO FIXAÇÃO PAREDE ASA BANHEIRA / MONTAGESSET FÜR WANNENGRIF / MONTAGESSET BADRAIL

341 06 33

RECAMBIO DE / SPARE PART OF / PIÈCE DÉTACHÉE DE / RICAMBIO DI / PEÇA DE REPOSIÇÃO DE / ERSATZTEIL FÜR / ONDERDEEL VAN 2900213, 2900214, 2900215, 2900216

SOPORTE PARED ASA ABATIBLE / HINGED GRAB BAR WALL SUPPORT SET / SUPPORT MURAL BARRE D'APPUI RELEVABLE / ACCESSORIO SUPPORTO A MURO ASTA MOBILE PER DISABILI / CONJUNTO SUPORTE PAREDE BARRA BASCULANTE / WANDFIXIERUNGSSSET FÜR KLAPBARE HALTESCHIENE / MONTAGESSET WAND VAN OPKLAPBARE BEUGEL

341 06 34

RECAMBIO DE / SPARE PART OF / PIÈCE DÉTACHÉE DE / RICAMBIO DI / PEÇA DE REPOSIÇÃO DE / ERSATZTEIL FÜR / ONDERDEEL VAN 2900217, 2900218

ACCESORIO SUJECIÓN PARED / WALL MOUNTING SET / KIT FIXATION MURALE / ACCESSORIO FISSAGGIO MURO / CONJUNTO FIXAÇÃO PAREDE / WANDFIXIERUNGSSSET / MONTAGESSET WAND

341 06 28

RECAMBIO DE / SPARE PART OF / PIÈCE DÉTACHÉE DE / RICAMBIO DI / PEÇA DE REPOSIÇÃO DE / ERSATZTEIL FÜR / ONDERDEEL VAN 2900220

341 06 49 Inox Brillo / Glossy Inox / Inox Brillant / Inox Lucido / Inox Brilho / Edelstahl Glänzend / Glanzend Roestvrij Staal

RECAMBIO DE / SPARE PART OF / PIÈCE DÉTACHÉE DE / RICAMBIO DI / PEÇA DE REPOSIÇÃO DE / ERSATZTEIL FÜR / ONDERDEEL VAN 2900223

KIT SMARTFIX + SOPORTE DOSIFICADOR, VASO / KIT SMARTFIX+WALL MOUNTING SET SOAP DISPENSER, TUMBLER / KIT SMARTFIX+KIT FIXATION MURALE PORTE-SAVON LIQUIDE, VERRE / KIT SMARTFIX+ACCESSORIO FISSAGGIO A MURO DISPENSER, BICCHIERE / KIT SMARTFIX+CONJUNTO SUPORTE PAREDE DOSEADOR SABONETE, COPO / KIT SMARTFIX+ WANDFIXIERUNGSSSE EIFENSPENDER, ZAHNPUTZBECHER / KIT SMARTFIX+MONTAGESSET WAND DOSEERDER, BEKER

341 06 81

RECAMBIO DE / SPARE PART OF / PIÈCE DÉTACHÉE DE / RICAMBIO DI / PEÇA DE REPOSIÇÃO DE / ERSATZTEIL FÜR / ONDERDEEL VAN 2050100

SOPORTE PARED ESCOBILLERO / WALL MOUNTING SET TOILET BRUSH / KIT FIXATION MURALE PORTE-BALAYETTE / ACCESSORIO FISSAGGIO A MURO PORTASOPINO / CONJUNTO SUPORTE PAREDE PORTA-PIAÇABA / WANDFIXIERUNGSSSE TOILETTENBÜRSTENHALTER / MONTAGESSET WAND WC-BORSTELHOUDER

341 06 66

RECAMBIO DE / SPARE PART OF / PIÈCE DÉTACHÉE DE / RICAMBIO DI / PEÇA DE REPOSIÇÃO DE / ERSATZTEIL FÜR / ONDERDEEL VAN 2510100D

KIT SMARTFIX+2 SOPORTES TOALLEROS / KIT SMARTFIX+ 2 WALL MOUNTING SET TOWEL BAR / KIT SMARTFIX+2 KIT FIXATION MURALE PORTE-SERVLETTE / KIT SMARTFIX+ 2 ACCESSORIO FISSAGGIO A MURO PORTASALVIETTE / KIT SMARTFIX+ 2 CONJUNTO SUPORTE PAREDE TOALHEIRO / KIT SMARTFIX+2 WANDFIXIERUNGSSSE HANDTUCHHALTER / KIT SMARTFIX+2 MONTAGESSET WAND HANDDOEKHOUDER

341 06 77

RECAMBIO DE / SPARE PART OF / PIÈCE DÉTACHÉE DE / RICAMBIO DI / PEÇA DE REPOSIÇÃO DE / ERSATZTEIL FÜR / ONDERDEEL VAN 2050100

KIT SMARTFIX + SOPORTE ARO, PORTAPAPEL ST / KIT SMARTFIX+WALL MOUNTING SE TOWEL RING, PAPER HOLDER WITHOUT COVER / KIT SMARTFIX+KIT FIXATION MURALE ANNEAU, PORTE-ROULEAUX SANS COUVERCLE / KIT SMARTFIX+ACCESSORIO FISSAGGIO A MURO ANELO, PORTAROTOLO S COPER. / KIT SMARTFIX+CONJUNTO SUPORTE PAREDE ARGOLA, PORTA-ROLO SEM TAMPA / KIT SMARTFIX+WANDFIXIERUNGSSSE HANDTUCHRING, ROLLENHALTER OHNE DECKEL / KIT SMARTFIX+MONTAGESSET WAND HANDDOEKRING, TOILETROLHOUDER ZONDER KLEP

341 06 78

RECAMBIO DE / SPARE PART OF / PIÈCE DÉTACHÉE DE / RICAMBIO DI / PEÇA DE REPOSIÇÃO DE / ERSATZTEIL FÜR / ONDERDEEL VAN 2050100

KIT SMARTFIX + SOPORTE JABONERA, PORTAVASO ESTANTES, ESCOBILLERO / KIT SMARTFIX + WALL MOUNTING SET SOAP DISH, BRUSH-HOLDER, TOILET BRUSH / KIT SMARTFIX+ FIXATION MURALE PORTE-SAVON, PORTE-BROSSE, PORTE-BALAY. / KIT SMARTFIX +ACCESSORIO FISSAGGIO PORTASAP, PORTAS., BICCHIERE, PORTAS. / KIT SMARTFIX + SUPORTE PAREDE SABONETEIRA, PORTA-COPPO, PORTA-PIAÇABA / KIT SMARTFIX + WANDFIXIERUNGSSSE SEIFENS., ZAHNBÜR., BECHER, TOILETTENBÜ. / KIT SMARTFIX + MONTAGESSET WAND ZEEPBAKJE, BEKERHOUDER, WC-BORSTE.

341 06 80

RECAMBIO DE / SPARE PART OF / PIÈCE DÉTACHÉE DE / RICAMBIO DI / PEÇA DE REPOSIÇÃO DE / ERSATZTEIL FÜR / ONDERDEEL VAN 2050100

KIT SMARTFIX + SOPORTE ESCOBILLERO / KIT SMARTFIX + WALL MOUNTING SET TOILET BRUSH / KIT SMARTFIX + KIT FIXATION MURALE PORTE-BALAYETTE / KIT SMARTFIX + ACCESSORIO FISSAGGIO A MURO PORTASOPINO / KIT SMARTFIX +CONJUNTO SUPORTE PAREDE PORTA-PIAÇABA / KIT SMARTFIX + WANDFIXIERUNGSSSE TOILETTENBÜRSTENHALTER / KIT SMARTFIX + MONTAGESSET WAND WC-BORSTELHOUDER

341 06 79

RECAMBIO DE / SPARE PART OF / PIÈCE DÉTACHÉE DE / RICAMBIO DI / PEÇA DE REPOSIÇÃO DE / ERSATZTEIL FÜR / ONDERDEEL VAN 2050100

KIT SMARTFIX TOALLERO ARO, PORTAPAPEL ST / KIT SMARTFIX TOWEL RING, PAPER HOLDER WITHOUT COVER / KIT SMARTFIX PORTE-SERVIETTE ANNEAU, PORTE-ROULEAUX SANS COUVERCLE / KIT SMARTFIX PORTASALVIETTE ANELLO, PORTAROTOLO SENZA COPERCHIO / KIT SMARTFIX TOALHEIRO ARGOLA, PORTAROLO SEM TAMPA / KIT SMARTFIX HANDTUCHRING, ROLLENHALTER OHNE DECKEL / KIT SMARTFIX HANDDOEKRING, TOILETROLHOUDER ZONDER KLEP

341 06 64

RECAMBIO DE / SPARE PART OF / PIÈCE DÉTACHÉE DE / RICAMBIO DI / PEÇA DE REPOSIÇÃO DE / ERSATZTEIL FÜR / ONDERDEEL VAN
2050121D, 2050157D, 2050158D, 2050161D, 2050164D, 2050165D, 2050166D, 2050167D, 2050171D

KIT SMARTFIX JABONERA, PORTAVASO ESTANTE, ESCOBILLERO / KIT SMARTFIX SOAP DISH, GLASS, BRUSH-HOLDER, TOILET BRUSH / KIT SMARTFIX PORTE-SAVON, PORTE-BROSSE À DENTS, VERRE, PORTE-BALAYETTE / KIT SMARTFIX PORTASAPONE, PORTASPAZZOLINI, BICCHIERE, PORTASCOPINO / KIT SMARTFIX SABONETEIRA, PORTA-COPPO, PORTA-PIAÇABA / KIT SMARTFIX SEIFENSCHALE, ZAHNBÜRSTENHALTER, TOILETTENBÜRSTENHALTER / KIT SMARTFIX ZEEPBAKJE, BEKERHOUDER, WC-BORSTELHOUDER

341 06 68

RECAMBIO DE / SPARE PART OF / PIÈCE DÉTACHÉE DE / RICAMBIO DI / PEÇA DE REPOSIÇÃO DE / ERSATZTEIL FÜR / ONDERDEEL VAN
2050100D, 2050132D, 2050133D, 2050144D, 2050145D, 2050146D, 2050152D

KIT SMARTFIX DOSIFICADOR, VASO / KIT SMARTFIX SOAP DISPENSER, TUMBLER / KIT SMARTFIX PORTE-SAVON LIQUIDE, VERRE / KIT SMARTFIX DISPENSER, BICCHIERE / KIT SMARTFIX DOSEADOR SABONETE, COPO / KIT SMARTFIX SEIFENSPENDER, ZAHNPUTZBECHER / KIT SMARTFIX DOSEERDER, BEKER

341 06 74

RECAMBIO DE / SPARE PART OF / PIÈCE DÉTACHÉE DE / RICAMBIO DI / PEÇA DE REPOSIÇÃO DE / ERSATZTEIL FÜR / ONDERDEEL VAN
2050103D, 2050153D

KIT SMARTFIX TOALLERO ESTANTE / KIT SMARTFIX TOWEL RACK SHELF / KIT SMARTFIX PORTE-SERVIETTE TABLETTE / KIT SMARTFIX PORTASALVIETTE MENSOLA / KIT SMARTFIX TOALHEIRO PRATELEIRA / KIT SMARTFIX HANDTUCHSTABLAGE / KIT SMARTFIX HANDDOEKHOUDER REK

341 06 70

RECAMBIO DE / SPARE PART OF / PIÈCE DÉTACHÉE DE / RICAMBIO DI / PEÇA DE REPOSIÇÃO DE / ERSATZTEIL FÜR / ONDERDEEL VAN
2050168D, 2900168D

KIT ADHESIVO PORTAPAPEL C TAPA / ADHESIVE KIT PAPER HOLDER WITH COVER / KIT ADHESIVO PORTE-ROULEAUX AVEC COUVERCLE / KIT ADESIVO PORTAROTOLO CON COPERCHIO / KIT ADESIVO PORTA-ROLO COM TAMPA / KLEBESET ROLLENHALTER MIT DECKEL / ADHESIVE KIT TOILETROLHOUDER MET KLEP

341 06 72

RECAMBIO DE / SPARE PART OF / PIÈCE DÉTACHÉE DE / RICAMBIO DI / PEÇA DE REPOSIÇÃO DE / ERSATZTEIL FÜR / ONDERDEEL VAN
2050159D

KIT SMARTFIX ESCOBILLERO / KIT SMARTFIX TOILET BRUSH / KIT SMARTFIX PORTE-BALAYETTE / KIT SMARTFIX PORTASCOPINO / KIT SMARTFIX PORTA-PIAÇABA / KIT SMARTFIX TOILETTENBÜRSTENHALTER / KIT SMARTFIX WC-BORSTELHOUDER

341 06 65

RECAMBIO DE / SPARE PART OF / PIÈCE DÉTACHÉE DE / RICAMBIO DI / PEÇA DE REPOSIÇÃO DE / ERSATZTEIL FÜR / ONDERDEEL VAN
2510100D

VASO / GLASS / VERRE / BICCHIERE / COPO / ZAHNPUTZBECHER / BEKER

330 27 31

Mate / Matte / Mat / Satinato / Mate / Matt / Mat
RECAMBIO DE / SPARE PART OF / PIÈCE DÉTACHÉE DE / RICAMBIO DI / PEÇA DE REPOSIÇÃO DE / ERSATZTEIL FÜR / ONDERDEEL VAN
2050152

PULSADOR + BOMBA DOSIFICADOR / DISPENSER PUSH BUTTON + PUMP / POUSSOIR + POMPE PORTE-SAVON LIQUIDE / PULSANTE + POMPETTA DISPENSER / BOTÃO + BOMBA DOSEADOR / PUMPENKOPF FÜR SEIFENSPENDER / DRUKKNOP + POMP VERDELER VLOEIBARE ZEEP

341 06 15

RECAMBIO DE / SPARE PART OF / PIÈCE DÉTACHÉE DE / RICAMBIO DI / PEÇA DE REPOSIÇÃO DE / ERSATZTEIL FÜR / ONDERDEEL VAN
2050103, 2050104

BOMBA DOSIFICADOR / DISPENSER PUMP / POMPE PORTE-SAVON LIQUIDE / POMPETTA DISPENSER / BOMBA DISPENSADOR / DOSIERPUMPE SEIFENSPENDER / DOSEERPOMPJE

341 06 22

RECAMBIO DE / SPARE PART OF / PIÈCE DÉTACHÉE DE / RICAMBIO DI / PEÇA DE REPOSIÇÃO DE / ERSATZTEIL FÜR / ONDERDEEL VAN
2050103, 2050104

ESTANTE / SHELF / TABLETTE / MENSOLA / PRATELEIRA / ABLAGE / REK

40 CM / INCH 15.7

330 35 30 Mate / Matte / Mat / Satinato / Mate / Matt / Mat

RECAMBIO DE / SPARE PART OF / PIÈCE DÉTACHÉE DE / RICAMBIO DI / PEÇA DE REPOSIÇÃO DE / ERSATZTEIL FÜR / ONDERDEEL VAN
2050144

57,5 CM / INCH 22.6

330 31 30 Mate / Matte / Mat / Satinato / Mate / Matt / Mat

RECAMBIO DE / SPARE PART OF / PIÈCE DÉTACHÉE DE / RICAMBIO DI / PEÇA DE REPOSIÇÃO DE / ERSATZTEIL FÜR / ONDERDEEL VAN
2050145

EJE PORTAPAPEL / CROSS AXIS PAPER HOLDER / AXE PORTE-ROULEAUX / ASSE PORTAROTOLO / EJE PORTA ROLO / QUERACHSE ROLLENHALTER / HAAKSE TOILETROLHOUDER

350 06 00

RECAMBIO DE / SPARE PART OF / PIÈCE DÉTACHÉE DE / RICAMBIO DI / PEÇA DE REPOSIÇÃO DE / ERSATZTEIL FÜR / ONDERDEEL VAN
2050159

VASO ESCOBILLERO / TOILET BRUSH GLASS / VERRE PORTE-BALAYETTE / BICCHIERE PORTASCOPINO / COPO PORTA-PIAÇABA / GLAS TOILETTENBÜRSTENHALTER / WC-BORSTELHOUDERPOT

330 83 00

Mate / Matte / Mat / Satinato / Mate / Matt / Mat

RECAMBIO DE / SPARE PART OF / PIÈCE DÉTACHÉE DE / RICAMBIO DI / PEÇA DE REPOSIÇÃO DE / ERSATZTEIL FÜR / ONDERDEEL VAN
2050100

PALO ESCOBILLERO CON CEPILLO / TOILET BRUSH STICK WITH BRUSH / MANCHE BALAYETTE AVEC BROUSSE / MANICO SCOPINO CON SPAZZOLINO / ESCOVA COM CABO PORTA-PIAÇABA / TOILETTENBÜRSTE MIT GRIFF / HANDVAT MET BORSTEL

340 04 01

RECAMBIO DE / SPARE PART OF / PIÈCE DÉTACHÉE DE / RICAMBIO DI / PEÇA DE REPOSIÇÃO DE / ERSATZTEIL FÜR / ONDERDEEL VAN
2050100

340 90 17

RECAMBIO DE / SPARE PART OF / PIÈCE DÉTACHÉE DE / RICAMBIO DI / PEÇA DE REPOSIÇÃO DE / ERSATZTEIL FÜR / ONDERDEEL VAN
2510100

341 06 48

RECAMBIO DE / SPARE PART OF / PIÈCE DÉTACHÉE DE / RICAMBIO DI / PEÇA DE REPOSIÇÃO DE / ERSATZTEIL FÜR / ONDERDEEL VAN
2900223, 2900224

CEPILLO ESCOBILLERO / TOILET BRUSH BRUSH / BROUSSE PORTE-BALAYETTE / SPAZZOLINO PORTASCOPINO / ESCOVA PARA PIAÇABA / TOILETTENBÜRSTENKOPF / BORSTEL WC-BORSTELHOUDER

350 11 00

Blanco / White / Blanc / Bianco / Branco / Weiss / Wit

341 03 13 Negro / Black / Noir / Nero / Preto / Schwarz / Zwart

RECAMBIO DE / SPARE PART OF / PIÈCE DÉTACHÉE DE / RICAMBIO DI / PEÇA DE REPOSIÇÃO DE / ERSATZTEIL FÜR / ONDERDEEL VAN
2050100, 2510100

341 06 47

Negro / Black / Noir / Nero / Preto / Schwarz / Zwart

RECAMBIO DE / SPARE PART OF / PIÈCE DÉTACHÉE DE / RICAMBIO DI / PEÇA DE REPOSIÇÃO DE / ERSATZTEIL FÜR / ONDERDEEL VAN
2900223, 2900224

JUEGO BIS SUJECIÓN (M5/M6) / SCREW MOUNTING SET (M5/M6) / SET VIS FIXATION (M5/M6) / KIT VITE FISSAGGIO (M5/M6) / CONJUNTO BIS FIXAÇÃO (M5/M6) / MADENSCHRAUBENSET (M5/M6) / MONTAGESET (M5/M6)

330 91 00

TACO PLADUR / DRYWALL ANCHOR / CHEVILLE PLACOPLÂTRE / TASSELLO CARTONGESSO / TACO PLADUR / DÜBEL FÜR RIGIPS-PLATTEN / GIPSPLAAT PLUG

341 06 36

RECAMBIO DE / SPARE PART OF / PIÈCE DÉTACHÉE DE / RICAMBIO DI / PEÇA DE REPOSIÇÃO DE / ERSATZTEIL FÜR / ONDERDEEL VAN

2050100, 2050103, 2050120, 2050122, 2050132, 2050133, 2050144, 2050145, 2050146, 2050152, 2050153, 2050157, 2050158, 2050159, 2050161, 2050164, 2050165, 2050166, 2050167, 2050168, 2050169, 2050171, 2050172, 2900168, 2900210, 2900211, 2900212, 2900213, 2900214, 2900215, 2900216, 2900230, 2900239

ART DIRECTION
COSMIC STUDIO
GRAPHIC DESIGN
AT COMUNICACIÓ

Ref. 3140429

COSMIC

INDUSTRIAS COSMIC, S.A.
CERDANYA, 2
POL. IND. LA BORDA
P.O. BOX 184
08140 CALDES DE MONTBUI BARCELONA SPAIN
CENTRAL OFFICE TEL +34 938 654 277 FAX +34 938 654 264
INTERNATIONAL PHONE TEL +34 938 664 101 FAX +34 938 654 264
SHOWROOM CERDANYA, 2 08140 CALDES DE MONTBUI BARCELONA SPAIN

info@icosmic.com
www.icosmic.com



8